
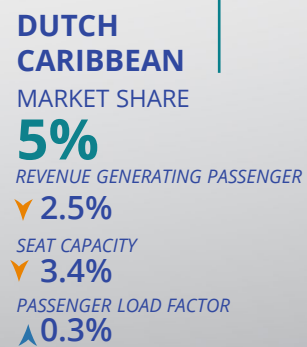
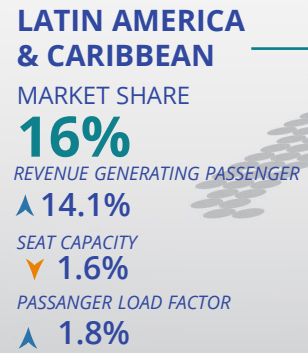
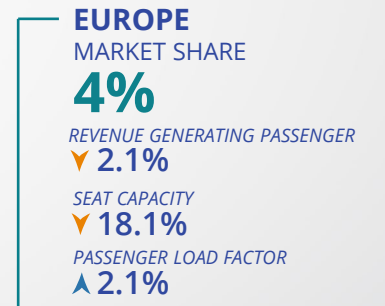
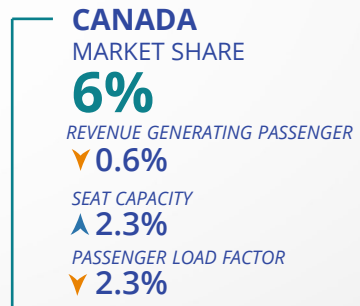
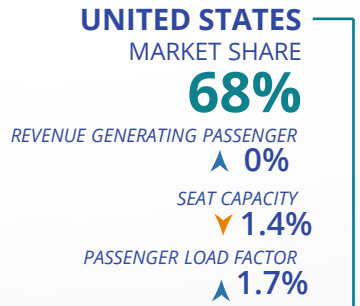
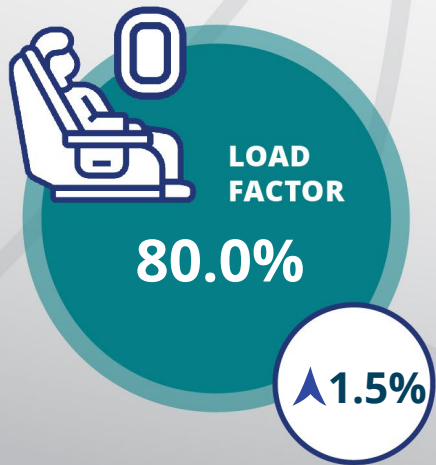
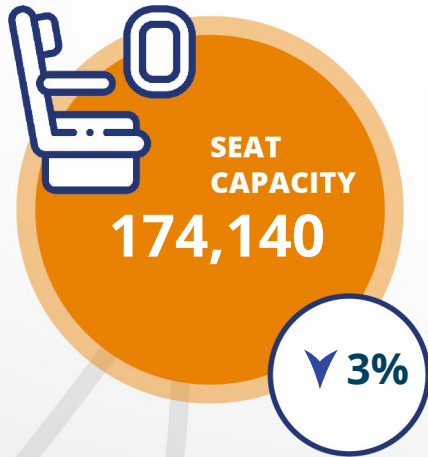
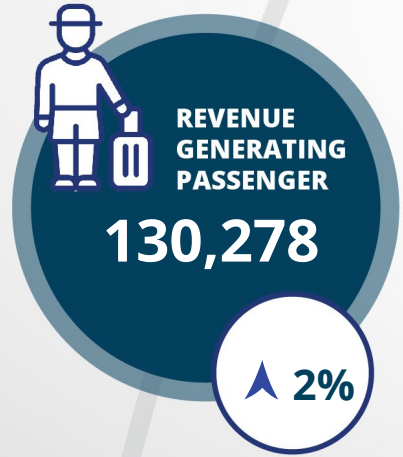


ARUBA AIRPORT MONTHLY TRAFFIC STATISTICS DECEMBER 2024



Traffic Performance Highlights December 2024 vs. December 2023



AIRLINES@AUA AIRPORT

AUA offers non-stop service to 45+ different destinations

NORTH AMERICA		EUROPE		LATIN AMERICA		CARIBBEAN	
	DESTINATIONS		DESTINATIONS		DESTINATIONS		DESTINATIONS
	3		1		2		1
	6		1		3		1
	4		1		1		1
	4				1		2
	2				1		1
	1				1		2
	1						1
	1						
	1						
	1						

GATEWAYS & MAIN FEEDER CITIES

North America, Latin America, Caribbean, Dutch Caribbean & Europe

NORTH AMERICA AIRLINES

- ATL DELTA
- BOS DELTA jetBlue
- BWI Southwest
- CLT American Airlines
- EWR UNITED jetBlue
- FLL spirit
- IAD UNITED
- IAH UNITED
- JFK DELTA jetBlue
- LGA American Airlines
- MCO Southwest
- MIA American Airlines
- ORD UNITED
- PHL American Airlines
- DFW American Airlines SEASONAL SERVICE
- LGA American Airlines SEASONAL SERVICE
- MSP DELTA SEASONAL SERVICE suncountry airlines
- ORD American Airlines SEASONAL SERVICE
- YYZ AIR CANADA sunwing WESTJET

LATIN AMERICA AIRLINES

- BOG Avianca wingo
- CLO wingo
- PBM Avianca AIRWAYS
- LIM LATAM AIRLINES
- MDE wingo
- PTY Copa Airlines
- GRU GOL

DUTCH CARIBBEAN AIRLINES

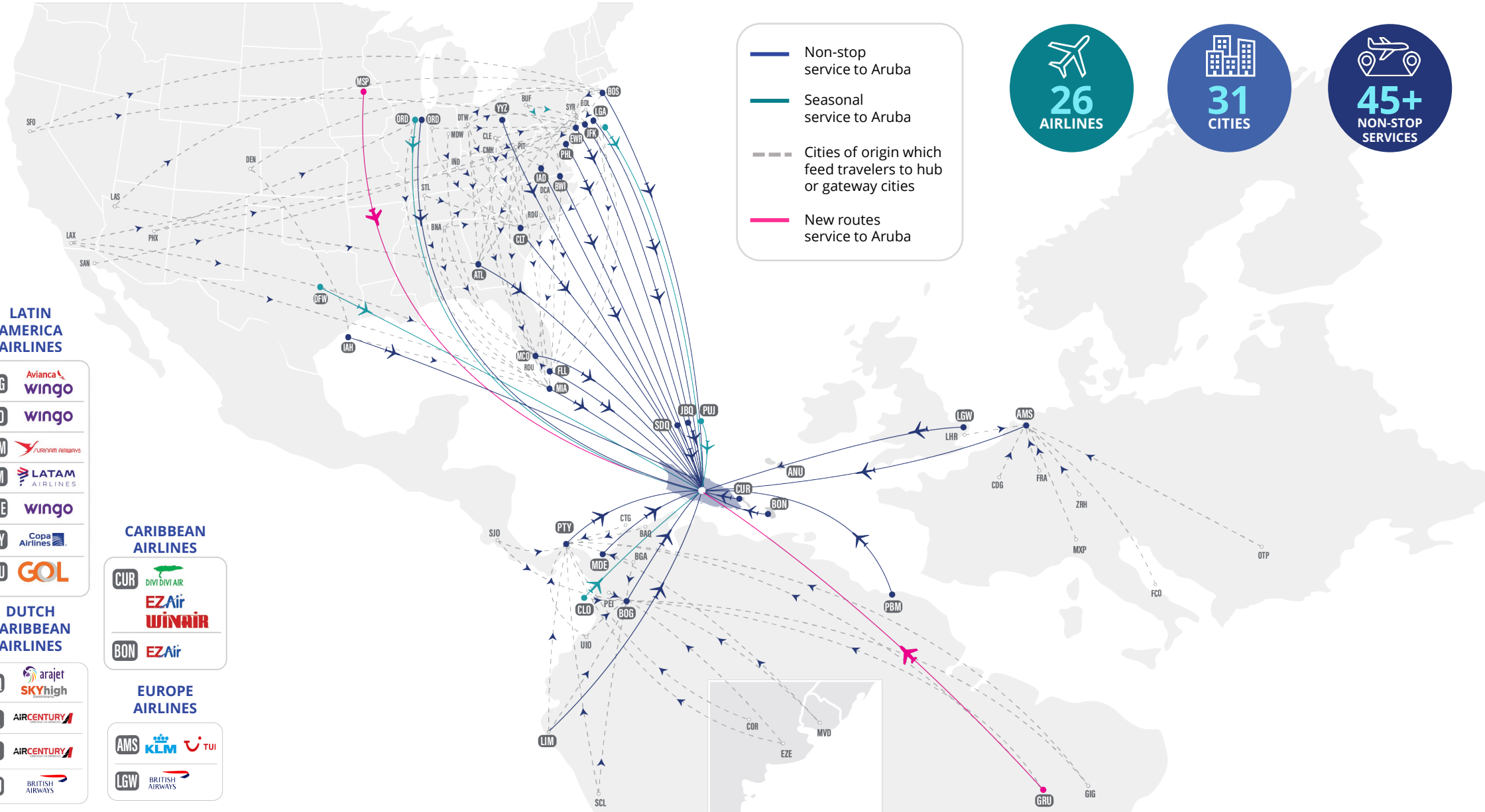
- SDQ arajet SKYhigh
- JBQ AIRCENTURY
- PUJ AIRCENTURY
- ANU BRITISH AIRWAYS

CARIBBEAN AIRLINES

- CUR DIVI DIVI AIR
- EZAir WINAIR
- BON EZAir

EUROPE AIRLINES

- AMS KLM TUI
- LGW BRITISH AIRWAYS



26 AIRLINES

31 CITIES

45+ NON-STOP SERVICES

A 301

A 300

Monthly Air Traffic Statistics

FY 2024 vs. 2023



AIR TRAFFIC DASHBOARD

FY 2024 vs. 2023



1,561,640

Revenue Generating Passengers
Global

14.1% ↑



1,114,396

Revenue Generating Passengers
USA

13.1% ↑



1,965,889

Total Outbound Seat Capacity
Global

15.4% ↑



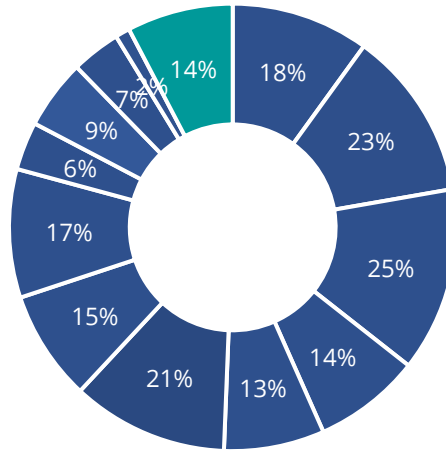
1,281,156

Seat Capacity
USA

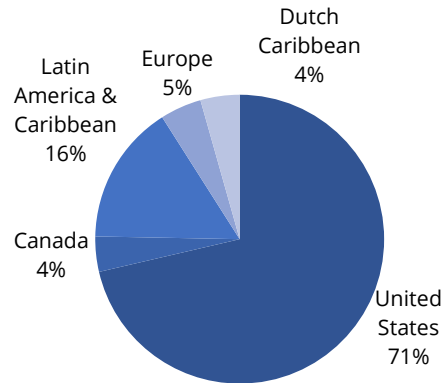
17.9% ↑

- Jan-24
- Feb-24
- Mar-24
- Apr-24
- May-24
- Jun-24
- Jul-24
- Aug-24
- Sep-24
- Oct-24
- Nov-24
- Dec-24
- YTD 2024

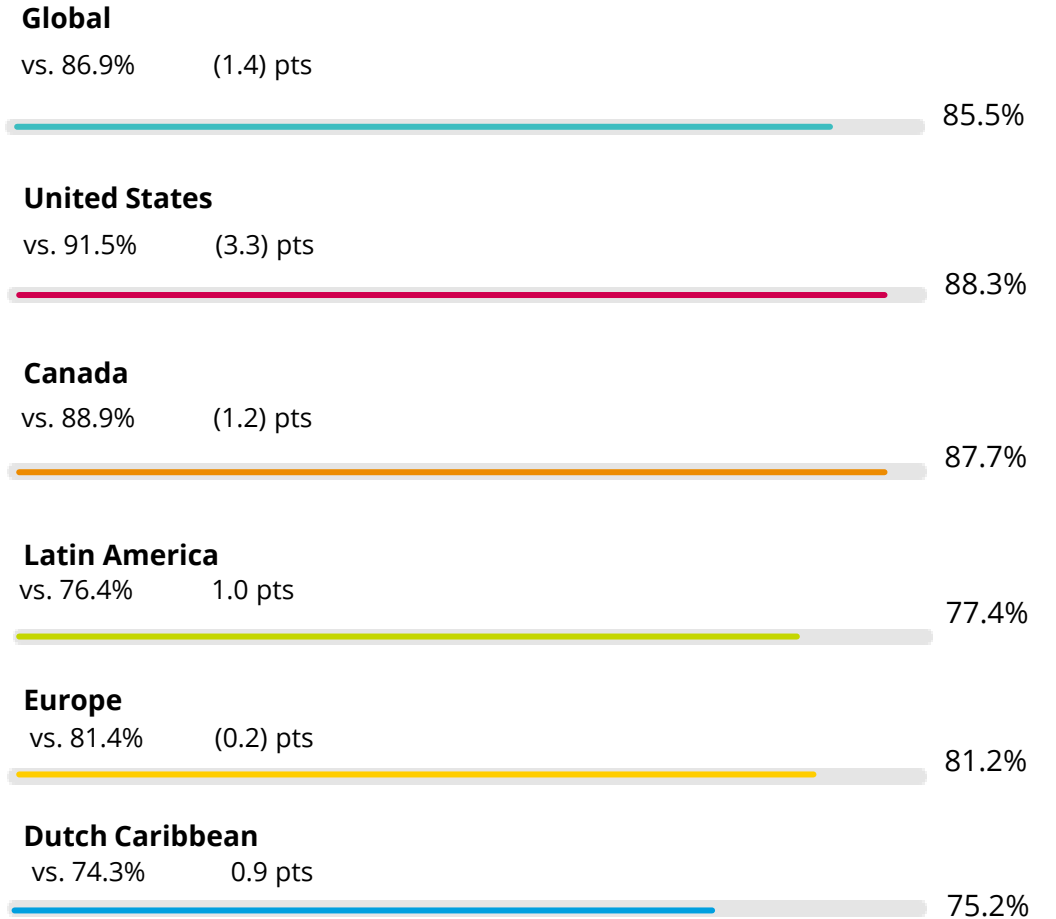
Traffic Recovery



Traffic Distribution



Passenger Load Factors



AIR PASSENGER MARKET ANALYSIS

FY 2024



1,681,308

Total Departing Passengers
Global

13.6%



1,130,887

Departing Passengers
USA*

13.7%



1,561,640

Revenue Generating
Passengers
Global

14.1%



529

Total Transfer Passengers

81.8%



103,447

Total Transit Passengers

5.4%



1,965,889

Total Outbound Seat Capacity
Global

15.4%



168,474

Seat Capacity
Europe

9.4%



356,620

Seat Capacity
Latin America

25.3%



1,281,156

Seat Capacity
USA*

17.9%

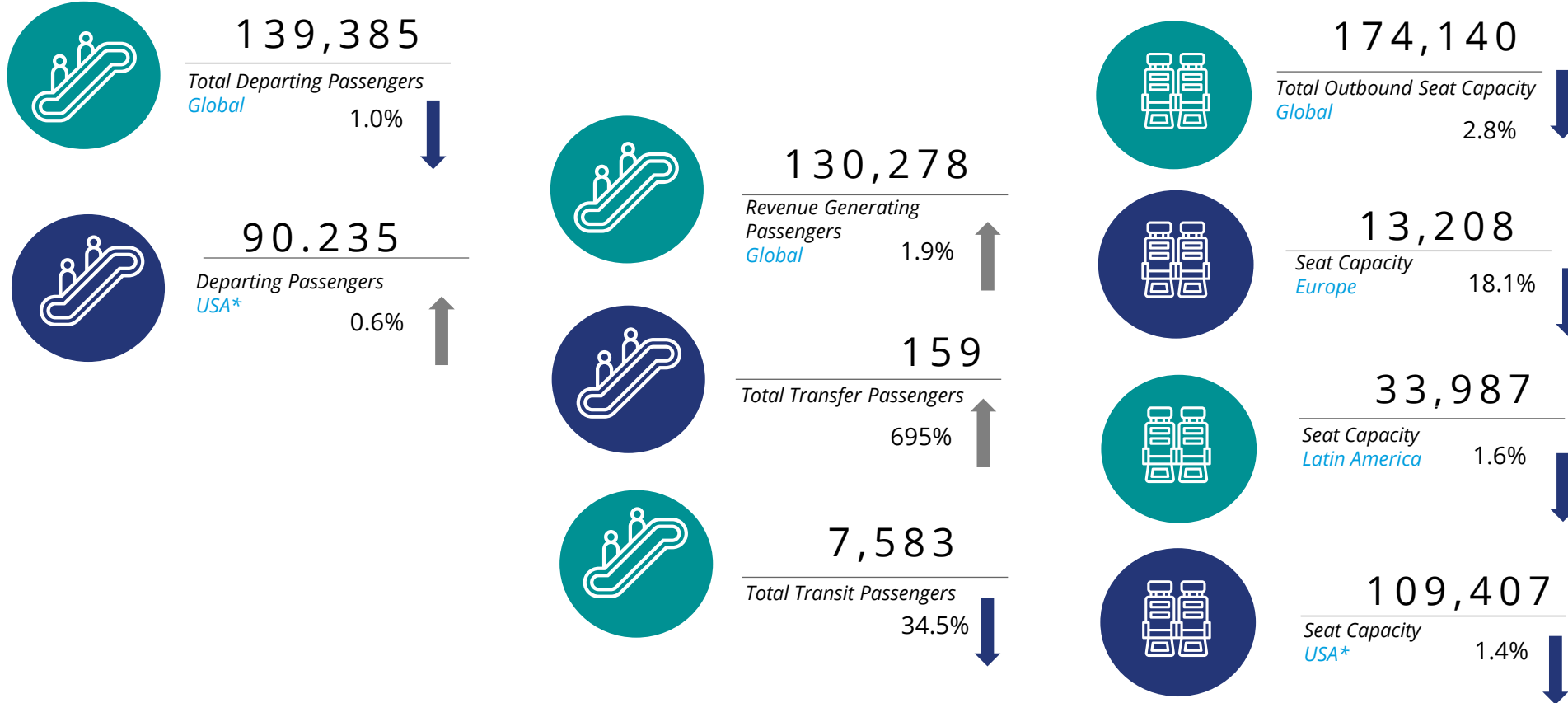


Source: Aruba Airport Authority FY 2024 vs. 2023

*USA: Data Includes Non-Scheduled Charters; Tech Stops and Military

AIR PASSENGER MARKET ANALYSIS

DEC 2024



Source: Aruba Airport Authority Dec 2024 vs. 2023

*USA: Data Includes Non-Scheduled Charters, Tech Stops, and Military



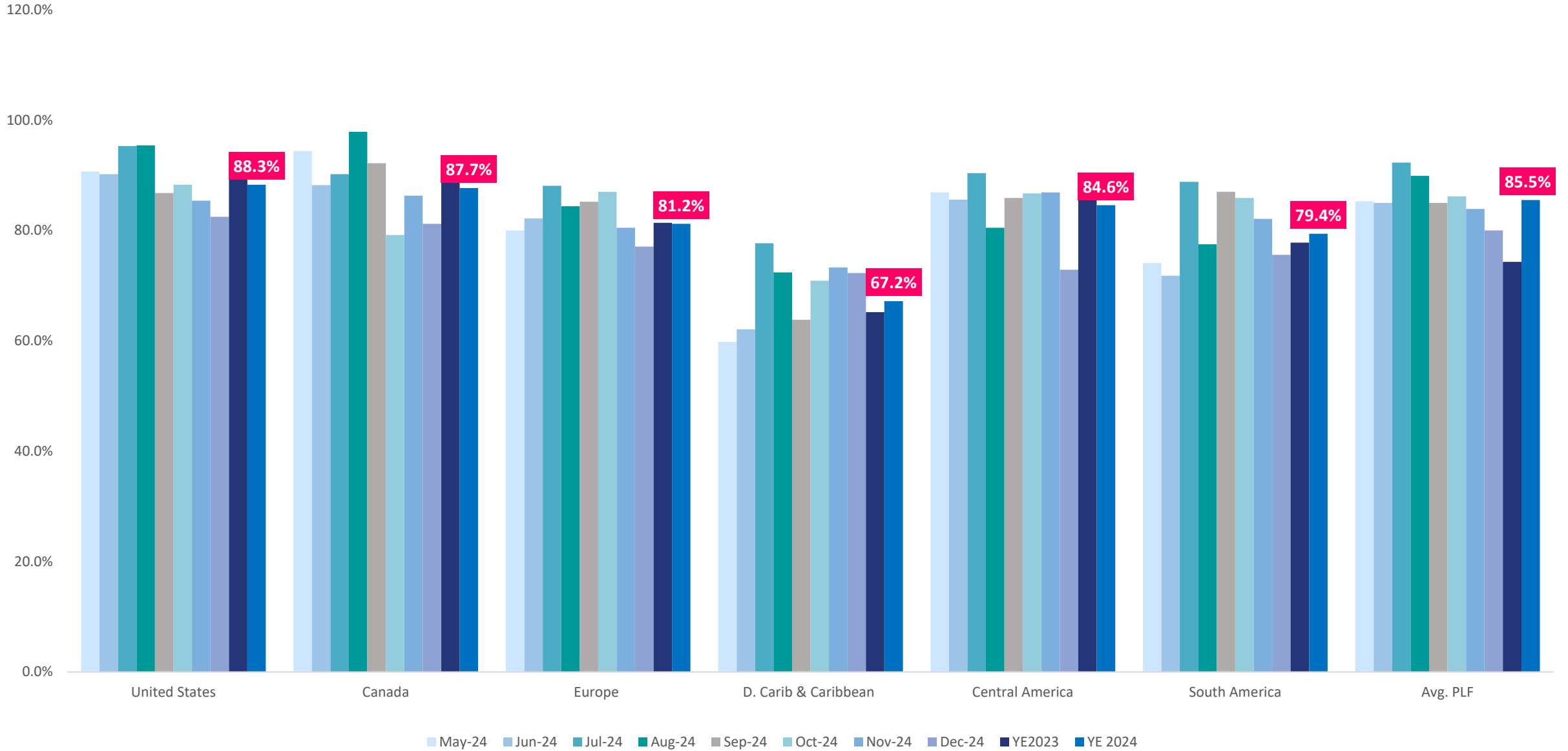
Passenger Market Analysis

Passenger Load Factor (PLF)

AUA
AEROPUERTO INTERNACIONAL REINA BEATRIZ

PASSENGER LOAD FACTOR (LF) BY REGION

YE 2023 – 2024





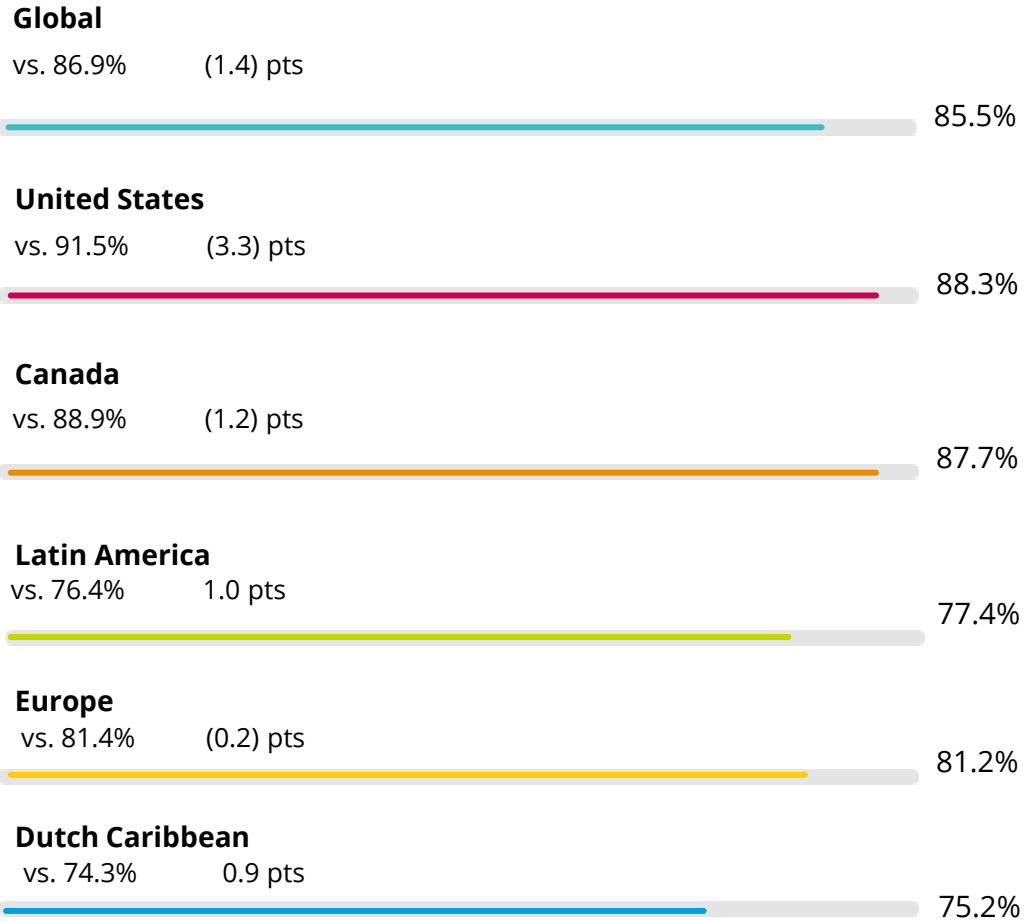
Air Passenger Market Analysis

Passenger Load Factor (PLF)

AUA
AEROPUERTO INTERNACIONAL REINA BEATRIX

PASSENGER LOAD FACTOR (PLF) BY REGION

FY 2024 vs. 2023



PASSENGER LOAD FACTOR (PLF) BY REGION

DEC 2024 vs. 2023

Global

vs. 82.3% 1.7 pts



United States

vs. 80.8% 1.7 pts




Canada

vs. 83.5% (2.3) pts



Latin America

vs. 72.3% 1.8 pts



Europe

vs. 75.0% 2.1 pts



Dutch Caribbean

vs. 75.2% 0.3 pts



An aerial photograph of the Reina Beatrix International Airport (AUA) terminal, featuring a long, modern building with a blue roof and palm trees in the foreground. The image is overlaid with a semi-transparent blue filter. Centered on the image is the main title in white and teal text.

Passenger Traffic Data

Revenue Generating Passengers (RGP)

AUA
AEROPUERTO INTERNACIONAL REINA BEATRIX

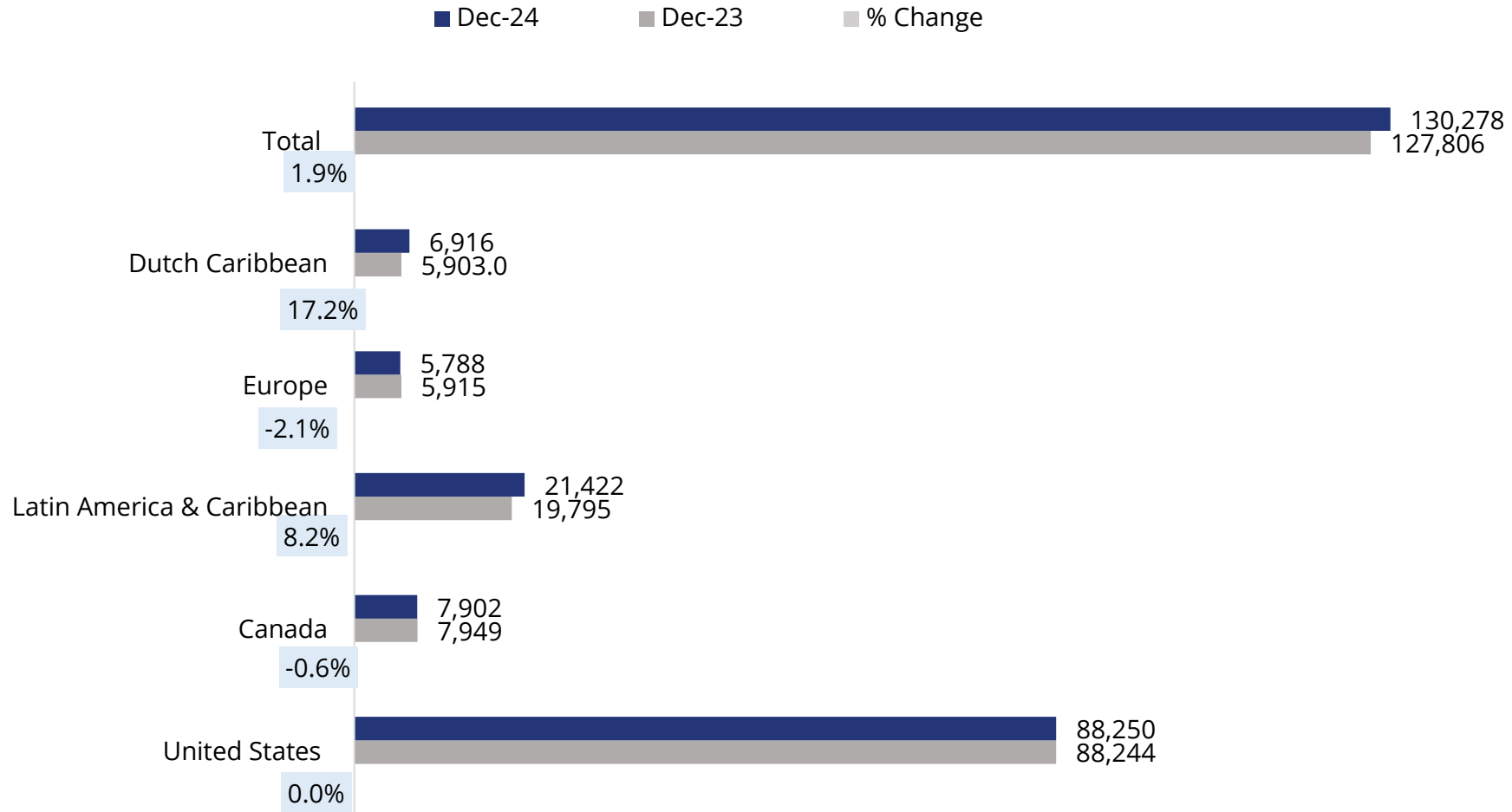
REVENUE GENERATING PASSENGERS (RGPs) BY MONTH

2024 vs. 2023



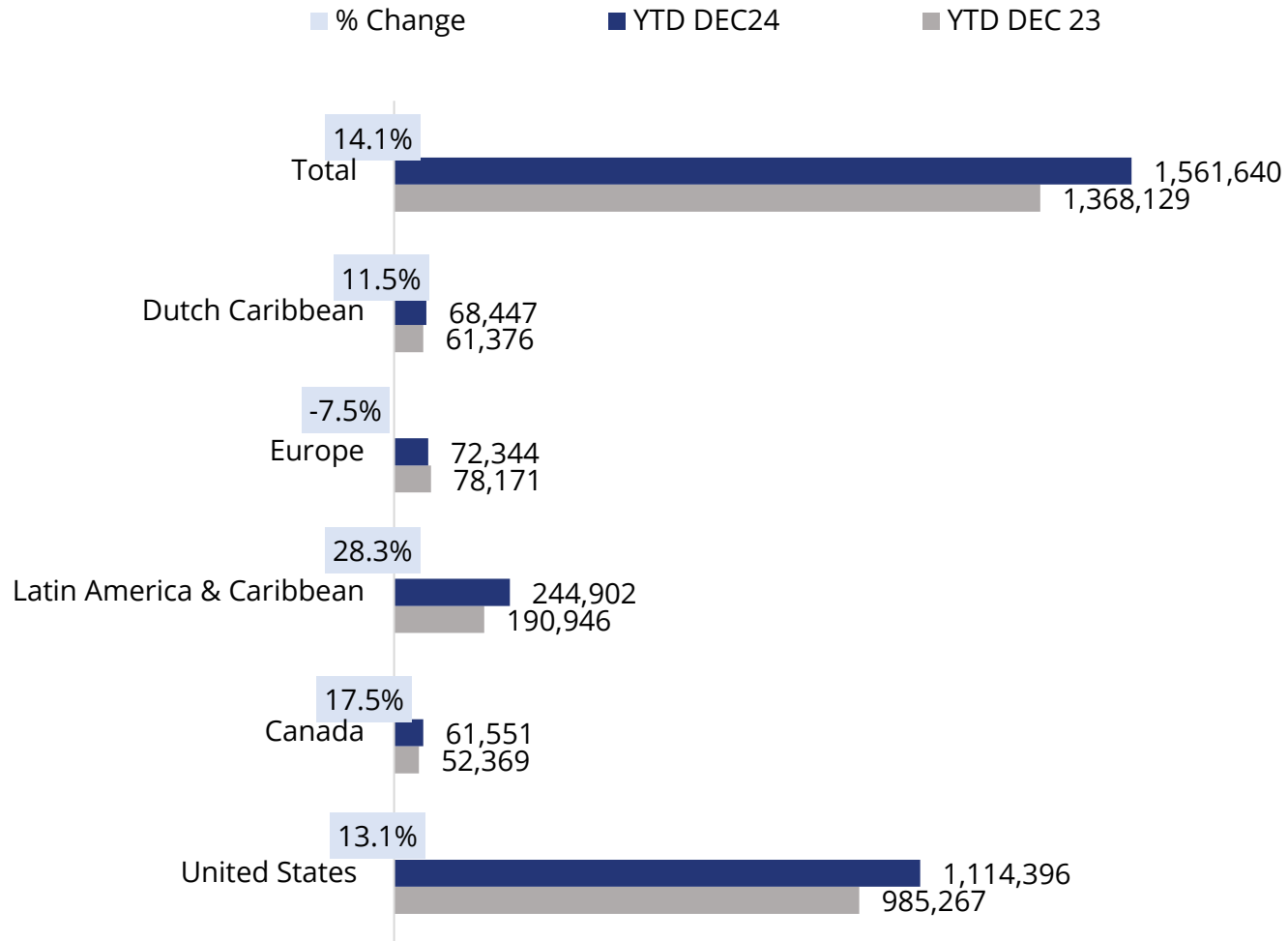
REVENUE GENERATING PASSENGERS (RGPs) BY REGION

DEC 2024 vs. 2023



REVENUE GENERATING PASSENGERS (RGPs) BY REGION

FY 2024 vs. 2023



Source: Aruba Airport Authority FY 2024 vs. 2023



An aerial photograph of an airport terminal building with a blue roof, surrounded by palm trees and parking areas. The image is overlaid with a semi-transparent blue filter. In the foreground, there is a sign for 'AUA AEROPUERTO INTERNACIONAL REINA BEATRIZ'.

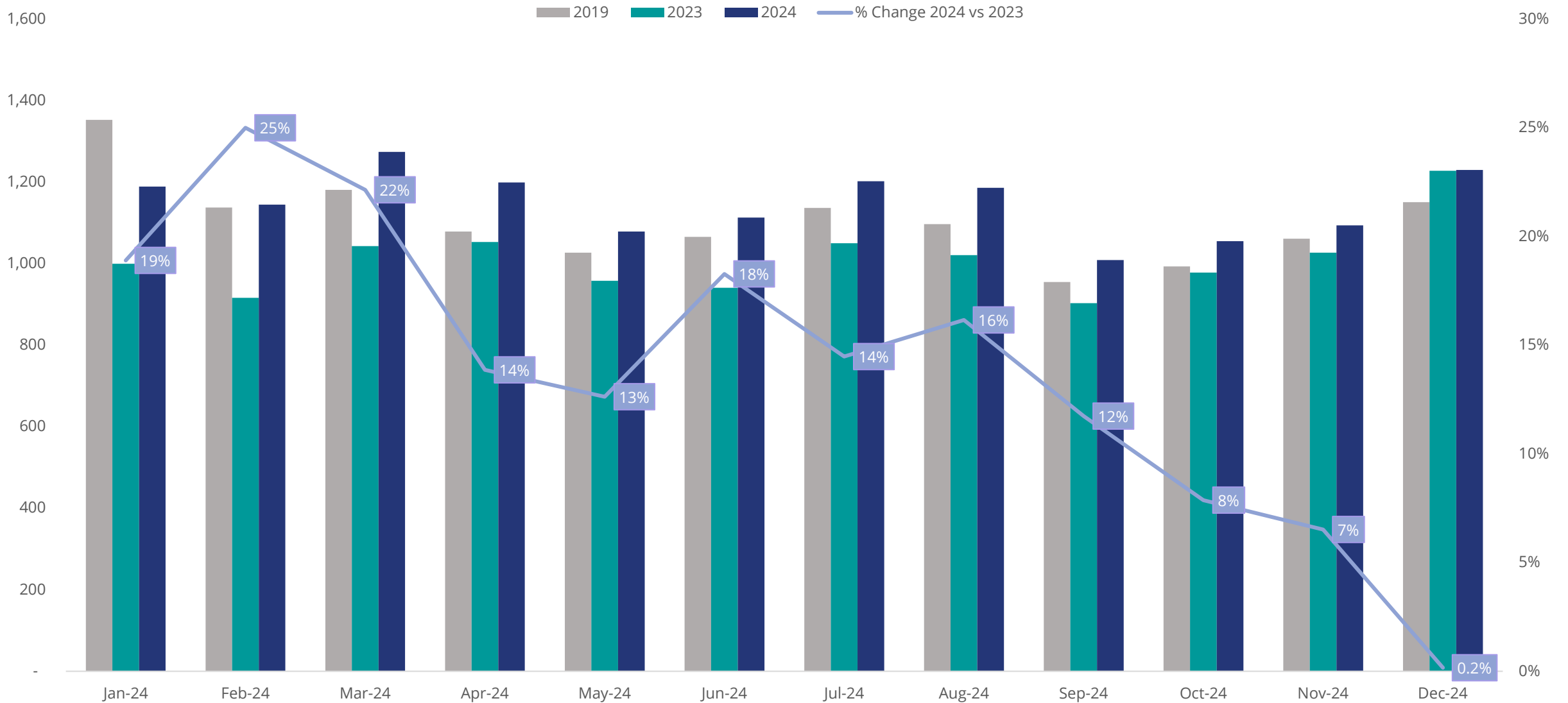
Traffic Data

Aircraft Movement

AUA
AEROPUERTO INTERNACIONAL REINA BEATRIZ

AIRCRAFT DEPARTURES BY MONTH

2024 vs. 2023








Airline Market Analysis

Market Share by Airline


AUA
AEROPUERTO INTERNACIONAL REINA BEATRIZ

Market Share by Airline and Gateway

DEC 2024






Airline by Passenger Revenue		Market Share MoM
	JetBlue (B6)	19.4% (2.6 pts.)
	American Airlines (AA)	18.5% 0.5 pts.
	United Airlines (UA)	13.6% 0 pts
	Delta Air Lines (DL)	10.4% 1.9pts.
	Copa Airlines (CM)	5.8% 0.7 pts.



Gateway by Seat Capacity	Market Share
New York (JFK, EWR, LGA)	21.4%
Boston (BOS)	10.7%
Miami (MIA)	7.7%
Bogota (BOG)	6.0%
Charlotte (CLT)	5.8%

Market Share by Airline and Gateway

FY 2024 vs 2023

Airline by Passenger Revenue		Market Share 2024
	JetBlue (B6)	23%
	American Airlines (AA)	19%
	United Airlines (UA)	12%
	Delta Air Lines (DL)	11%
	Avianca (AV)	5%



Gateway by Seat Capacity	Market Share 2024
New York (JFK, EWR, LGA)	26%
Boston (BOS)	10%
Miami (MIA)	8%
Charlotte (CLT)	7%
Bogota (BOG)	6%

Source: Aruba Airport Authority FY 2024 vs. 2023

Air Service Development

2025

AUA
AEROPUERTO INTERNACIONAL REINA BEATRIZ

New Airlines, Routes and Increased Frequencies

JAN FEB JUN OCT DEC



Frequency Increase
From 10 to 11 weekly
Panama (PTY)



Frequency Increase
13 weekly (20th SAT)
Atlanta (ATL)



New Route
Seasonal Service
4 weekly
Medellin (MDE)



New Service
3 weekly
Sao Paulo (GRU)
MON WED SAT



Frequency Increase
Double Daily
Charlotte
(CLT)

Frequency Increase
Double Daily
Miami
(MIA)



Frequency Increase
From 12 to 22 weekly
Boston (BOS)

Frequency Increase
From 18 to 22 weekly
JOHN F. KENNEDY
(JFK)



Frequency Increase
From 1 to 5 weekly
Baltimore (BWI)



Frequency Increase
From 4/5 to 6 weekly
Toronto (YYZ)



Frequency Increase
From 4 to 5 weekly
Lima (LIM)



Frequency Increase
From 1 to 2 weekly
Minneapolis (MSP)



New Route
Minneapolis (MSP)
January 2025



Frequency Increase
Daily to Boston (BOS)
January 2025



Restart
San Juan (SJU)
Summer 2025



NORTH AMERICA SCHEDULE | 2025

Airline	Gateways	Level of Service	Connections
SPIRIT	FLL	4 Weekly Service	HUB (ENTIRE NETWORK)
JETBLUE	BOS JFK	Jan-Mar - from 18 to 22/23 Weekly Flights Jan/Mar - 22 Weekly Flights Feb 26 Weekly Flights	O/D & HUB
DELTA AIR LINES	ATL JFK (A321neo) BOS (seasonal) MSP (seasonal)	Feb - 13 weekly flights Feb-Mar 8 Weekly Flights Daily Dec - Mar 2 Weekly Flights	HUB
UNITED AIRLINES	EWR IAD IAH ORD	Feb-Mar 16 Weekly Flights Jan-Feb 4 Weekly Flights Mar Daily 1 Weekly Flight Mar 2 Weekly Flights Feb 2 Weekly Flights Mar Daily	HUB
SOUTHWEST	BWI	Feb 5 weekly flights	O/D
AMERICAN AIRLINES	MIA, CLT PHL (seasonal) ORD (seasonal) LGA (seasonal) DFW (seasonal)	Double Daily 11/12 Weekly Flights Feb-Mar Double Daily 8 Weekly Flights 1 Weekly Flight 1 Weekly Flight Feb - Mar SAT 1 Weekly Flight	O/D & HUB
AIR CANADA	YYZ	5 Weekly Flights	O/D
WESTJET	YYZ	Daily	O/D

EUROPE SCHEDULE | 2025

Airline	Gateway	Level of Service	Connection
KLM	AMS	Daily	O/D & HUB
TUI	AMS	1 Weekly Flight	O/D
British Airways	ANU LGW	1 Weekly Flight till March	O/D & HUB

LATIN AMERICA SCHEDULE | 2025

Airline	Gateways	Level of Service	Connections
Avianca	BOG MDE (<i>seasonal</i>)	11 Weekly Flights Jan - 3 Weekly Flights June - Aug 3 weekly flights	O/D & HUB O/D & HUB
Wingo	BOG MDE CLO	2 Weekly Flights 3 Weekly Flights in Apr Jan : 2 Weekly Flights	O/D
LATAM	LIM	5 Weekly Flights	O/D
Surinam Airways	PBM	3 Weekly Flights	O/D
Copa Airlines	PTY	11 Weekly Flights	O/D & HUB
GOL	GRU (<i>new service</i>)	3 Weekly Flights	O/D & HUB

WEEKLY FLIGHT SCHEDULE

Period: JANUARY – JUNE 2025

LINK: <https://www.airportaruba.com/flight-schedules>

Last Update: JANUARY 22, 2024

***Flight Schedules are subject to change**

WEEKLY FLIGHT SCHEDULE | JANUARY - JUNE 2025

United States

Airline	Destination	JAN	FEB	MAR	APRIL	MAY	JUNE
American Airlines	Miami	14 Double Daily	14 Double Daily	14 Double Daily	12 2-MON TUE WED 2-THU 2-FRI 2-SAT 2-SUN	14 Double Daily	14 Double Daily
	Charlotte	11 2-MON TUE WED 2-THU 2-FRI SAT 2-SUN	14 Double Daily	14 Double Daily	13 2-MON 2-TUE WED 2-THU 2-FRI 2-SAT 2-SUN	14 Double Daily	14 Double Daily
	Philadelphia	1 SAT	8 Daily and 2 nd Sat	8 Daily and 2 nd Sat	8 Daily and 2 nd Sat	8 Daily and 2 nd Sat	8 Daily and 2 nd Sat
	Chicago Seasonal Service <i>Resume Service in November</i>	x	x	x	x	x	x
	La Guardia –New York Seasonal Service	x	1 SAT	1 SAT	1 SAT	x	x
Dallas Seasonal Service	x	1 SAT	1 SAT	1 SAT	1 SAT	1 SAT	

WEEKLY FLIGHT SCHEDULE | JANUARY - JUNE 2025

United States

Airline	Destination	JAN	FEB	MAR	APRIL	MAY	JUNE
United Airlines	Newark	16 (+2) 2-MON 2-TUE 2-WED 2-THU 2-FRI 3-SAT 3-SUN	16 (+2) 2-MON 2-TUE 2- WED 2-THU 2-FRI 3-SAT 3-SUN	16 (+2) 2-MON 2-TUE 2-WED 2-THU 2-FRI 3-SAT 3-SUN	16 (+2) 2-MON 2-TUE 2-WED 2-THU 2-FRI 3-SAT 3-SUN	14 Double Daily	14 Double Daily
	Houston	1 SAT	1 SAT	2 SAT SUN	1 SAT	1 SAT	7 Daily
	Washington	4 TUE THU SAT SUN	4 TUE THU SAT SUN	7 Daily	5 MON THU FRI SAT SUN	7 Daily	7 Daily
Chicago Seasonal Service	2 SAT SUN	2 SAT SUN	7 Daily	2 SAT SUN	1 SAT	2 SAT SUN	

WEEKLY FLIGHT SCHEDULE | JANUARY - JUNE 2025



United States

Airline	Destination	JAN	FEB	MAR	APRIL	MAY	JUNE
JetBlue	Boston	16 2-MON 2-TUE 2-WED 2-THU 2-FRI 4-SAT 2-SUN	23 (+7) 3-MON 2-TUE 3-WED 3-THU 4-FRI 4-SAT 4-SUN	24 (+8) 4-MON 2-TUE 3-WED 3-THU 4-FRI 4-SAT 4-SUN	29 (+13) 4-MON 3-TUE 3-WED 3-THU 5-FRI 5-SAT 5-SUN	22 3-MON 3-TUE 3-WED 3-THU 3-FRI 4-SAT 3-SUN	22 3-MON 3-TUE 3-WED 3-THU 3-FRI 4-SAT 3-SUN
	New York – JFK	22 3-MON 3-TUE 3-WED 3-THU 3-FRI 4-SAT 3-SUN	26 (+4) 4-MON 4-TUE 4-WED 3-THU 4-FRI 4-SAT 3- SUN	22 3-MON 3-TUE 3-WED 3-THU 3-FRI 4-SAT 3-SUN	21 3-MON 3-TUE 3-WED 3-THU 3-FRI 4-SAT 2-SUN	16 2-MON 2-TUE 2-WED 2-THU 2-FRI 4-SAT 2-SUN	28 (+6) 4-MON 4-TUE 4-WED 4-THU 4-FRI 4-SAT 4- SUN
	Newark	1 SAT	1 SAT	1 SAT	7 Daily	7 Daily	7 Daily
Delta Air Lines	Atlanta	13 2-MON TUE 2- WED 2-THU 2- FRI 2-SAT 2- SUN	14 Double Daily	14 Double Daily	8 Daily and 2 nd Sat	8 Daily and 2 nd Sat	8 Daily and 2 nd Sat
	New York – JFK	8 Daily and 2 nd Sat	8 Daily and 2 nd Sat	8 Daily and 2 nd Sat	8 Daily and 2 nd Sat	7 Daily	7 Daily
	Boston <i>Restart service on Dec 19</i> Seasonal Service	7 Daily	7 Daily	7 Daily	7 Daily	x	x
	Minneapolis <i>New service starting Dec 19</i> Seasonal Service	2 FRI SUN	2 FRI SUN	2 FRI SUN	x	x	x

WEEKLY FLIGHT SCHEDULE | JANUARY - JUNE 2025

United States

Airline	Destination	JAN	FEB	MAR	APRIL	MAY	JUNE
Southwest	Baltimore	1 SAT	4 MON FRI SAT SUN	2 SAT SUN	2 SAT SUN	2 SAT SUN	5 (+1) MON THU FRI SAT SUN
	Orlando	7 Daily	7 Daily	7 Daily	7 Daily	7 Daily	7 Daily
Spirit	Fort Lauderdale	3 THU SAT SUN	3 THU SAT SUN	4 TUE THU SAT SUN	4 TUE THU SAT SUN	4 TUE THU SAT SUN	x
Sun Country	Minneapolis <i>Restart service in Dec Seasonal Service</i>	1 SAT	3 WED SAT SUN	3 WED SAT SUN	x	x	x
Surinam Airways	Miami (via CUR)	3 MON WED FRI	3 MON WED FRI	3 MON WED FRI	3 MON WED FRI	3 MON WED FRI	2 MON FRI

WEEKLY FLIGHT SCHEDULE | JANUARY - JUNE 2025

Canada

Airline	Destination	JAN	FEB	MAR	APRIL	MAY	JUNE
Air Canada	Toronto <i>Restart service on Oct 29</i> No service during summer season	5 MON TUE FRI SAT SUN	5 MON TUE FRI SAT SUN	6 (+1) MON TUE WED FRI SAT SUN	4 MON FRI SAT SUN	x	x
Westjet	Toronto	7 Daily	7 Daily	7 Daily	6 MON TUE WED THU FRI SAT	3 TUE THU SAT	3 TUE THU SAT
Sunwing	Toronto <i>Change in Days of the Week in November</i>	2 (+1) SAT SUN	2 SAT SUN	2 SAT SUN	1 SAT	x	2 SAT SUN

WEEKLY FLIGHT SCHEDULE | JANUARY - JUNE 2025

Europe

Airline	Destination	JAN	FEB	MAR	APRIL	MAY	JUNE
KLM	Amsterdam (via BON)	7 Daily	7 Daily	7 Daily	7 Daily	7 Daily	7 Daily
TUI NL	Amsterdam (via CUR) <i>Change in Days of the Week in November</i>	1 MON	1 MON	1 MON	1 MON	1 MON	1 MON
British Airways	London Gatwick (via ANU)	1 SUN	1 SUN	x	x	x	x

WEEKLY FLIGHT SCHEDULE | JANUARY - JUNE 2025

Latin America

Airline	Destination	JAN	FEB	MAR	APRIL	MAY	JUNE
Avianca	Bogota	11 MON 2-TUE WED 2-THU FRI 2- SAT 2-SUN	11 MON 2-TUE WED 2-THU FRI 2- SAT 2-SUN	11 MON 2-TUE WED 2-THU FRI 2- SAT 2-SUN	14 (+3) Double daily	14 (+3) Double daily	14 (+3) Double daily
	Medellin <i>Seasonal Service</i>	3 TUE THU SAT	x	x	x	x	3 TUE THU SAT
Copa	Panama	11 2-MON TUE WED 2-THU 2- FRI SAT 2-SUN	10 2-MON TUE WED 2-THU 2- FRI SAT SUN	10 2-MON TUE WED 2-THU 2- FRI SAT SUN	9 2-MON TUE WED 2-THU FRI SAT SUN	10 2-MON TUE WED 2-THU 2- FRI SAT SUN	11 2-MON TUE WED 2-THU 2- FRI SAT 2-SUN
Surinam Airways	Paramaribo (via CUR)	3 MON WED FRI	3 MON WED FRI	3 MON WED FRI	5 (+2) 2-MON WED 2-FRI	5 (+2) 2-MON WED 2- FRI	4 2-MON 2-FRI

WEEKLY FLIGHT SCHEDULE | JANUARY - JUNE 2025

Latin America

Airline	Destination	JAN	FEB	MAR	APRIL	MAY	JUNE
Wingo	Bogota	2 THU SUN	2 THU SUN	2 THU SUN	2 THU SUN	2 THU SUN	2 THU SUN
	Medellin <i>Change in Days of the Week in November</i>	4 (+1) MON WED THU SAT	2 TUE SAT	2 TUE SAT	2 TUE SAT	2 TUE SAT	2 TUE SAT
	Cali <i>Seasonal Service</i>	2 WED SAT	x	x	x	x	x
LATAM	Lima <i>Increase weekly frequencies In November</i>	5 MON TUE THU SAT SUN	5 MON TUE THU SAT SUN	5 MON TUE THU SAT SUN	5 MON TUE THU SAT SUN	5 MON TUE THU SAT SUN	5 MON TUE THU SAT SUN
GOL	Guarulhos, BR <i>New Airline and route starting Dec 18</i>	3 MON WED SAT	3 MON WED SAT	2 WED SAT	2 WED SAT	1 SAT	1 SAT

WEEKLY FLIGHT SCHEDULE | JANUARY - JUNE 2025

Caribbean

Airline	Destination	JAN	FEB	MAR	APRIL	MAY	JUNE
Sky High	St. Domingo (SDQ) <i>(via CUR on SUN)</i>	1 WED	1 WED	1 WED	1 WED	1 WED	1 WED
Air Century	St. Domingo (JBQ) <i>Increase weekly service in October</i>	2 WED SUN	2 WED SUN	2 WED SUN	2 WED SUN	2 WED SUN	2 WED SUN
Arajet	St. Domingo (SDQ) <i>(via CUR)</i>	2 WED SAT	2 WED SAT	2 WED SAT	2 WED SAT	2 WED SAT	2 WED SAT

WEEKLY FLIGHT SCHEDULE | JANUARY - JUNE 2025

Dutch Caribbean

Airline	Destination	JAN	FEB	MAR	APRIL	MAY	JUNE
Divi Divi Air	Curacao	45 8-MON 4-TUE 4-WED 8-THU 8-FRI 7-SAT 6-SUN	45 8-MON 4-TUE 4-WED 8-THU 8-FRI 7-SAT 6-SUN	45 8-MON 4-TUE 4-WED 8-THU 8-FRI 7-SAT 6-SUN	41 7-MON 4-TUE 4-WED 7-THU 7-FRI 6-SAT 6-SUN	41 7-MON 4-TUE 4-WED 7-THU 7-FRI 6-SAT 6-SUN	41 7-MON 4-TUE 4-WED 7-THU 7-FRI 6-SAT 6-SUN
EZ Air	Curacao	8 2-MON 2-WED 2-FRI 2-SUN	8 2-MON 2-WED 2-FRI 2-SUN	8 2-MON 2-WED 2-FRI 2-SUN	8 2-MON 2-WED 2-FRI 2-SUN	8 2-MON 2-WED 2-FRI 2-SUN	8 2-MON 2-WED 2-FRI 2-SUN
EZ Air	Bonaire	3 TUE WED THU	3 TUE WED THU	3 TUE WED THU	3 TUE WED THU	3 TUE WED THU	3 TUE WED THU
Winair	Sint Maarten (via CUR) <i>Increase weekly service in November</i>	7 Daily	7 Daily	7 Daily	7 Daily	7 Daily	7 Daily



LET'S STAY CONNECTED

For any questions related to the report and/or additional information requests please contact

Jo-Anne Arends
Aviation Business Development Executive
j.arends@airportaruba.com

