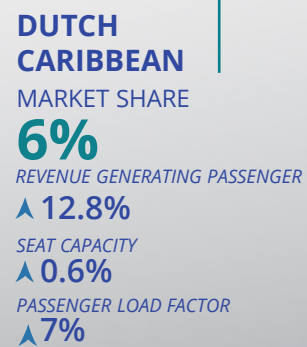
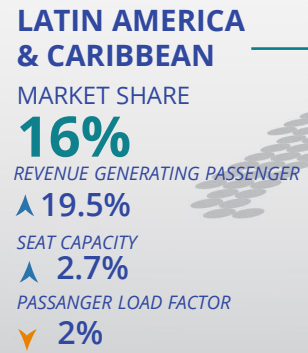
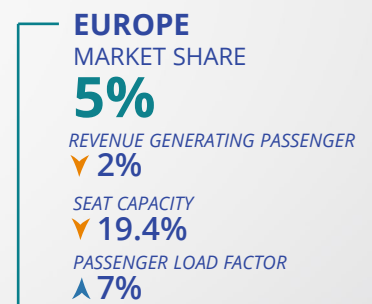
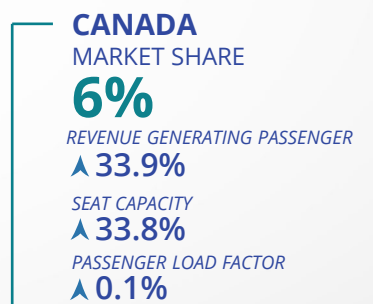
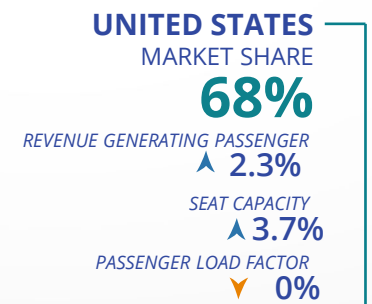
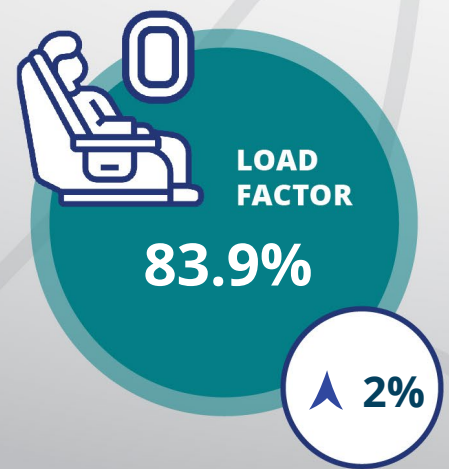


ARUBA AIRPORT MONTHLY TRAFFIC STATISTICS NOVEMBER 2024



Traffic Performance Highlights November 2024 vs. November 2023



AIRLINES@AUA AIRPORT

AUA offers non-stop service to 45+ different destinations

NORTH AMERICA		EUROPE		LATIN AMERICA		CARIBBEAN	
	DESTINATIONS		DESTINATIONS		DESTINATIONS		DESTINATIONS
	3		1		2		1
	6		1		3		1
	4		1		1		1
	4				1		2
	2				1		1
	1				1		2
	1						1
	1						
	1						
	1						

A 301

A 300

Monthly Air Traffic Statistics

YTD NOV 2024 vs. 2023



AIR TRAFFIC DASHBOARD

YTD NOV 2024 vs. 2023



1,431,362

Revenue Generating Passengers
Global

15.4% ↑



1,026,146

Revenue Generating Passengers
USA

14.4% ↑



1,791,749

Total Outbound Seat Capacity
Global

17.6% ↑



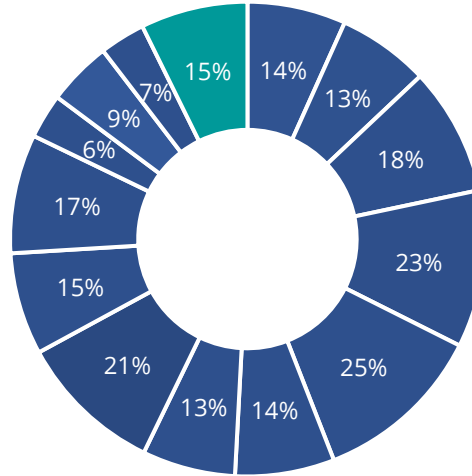
1,171,749

Seat Capacity
USA

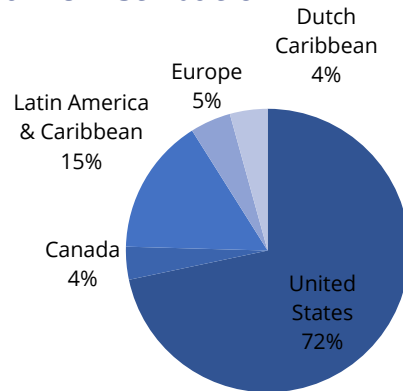
20.1% ↑

- Nov-23
- Dec-23
- Jan-24
- Feb-24
- Mar-24
- Apr-24
- May-24
- Jun-24
- Jul-24
- Aug-24
- Sep-24
- Oct-24
- Nov-24
- YTD 2024

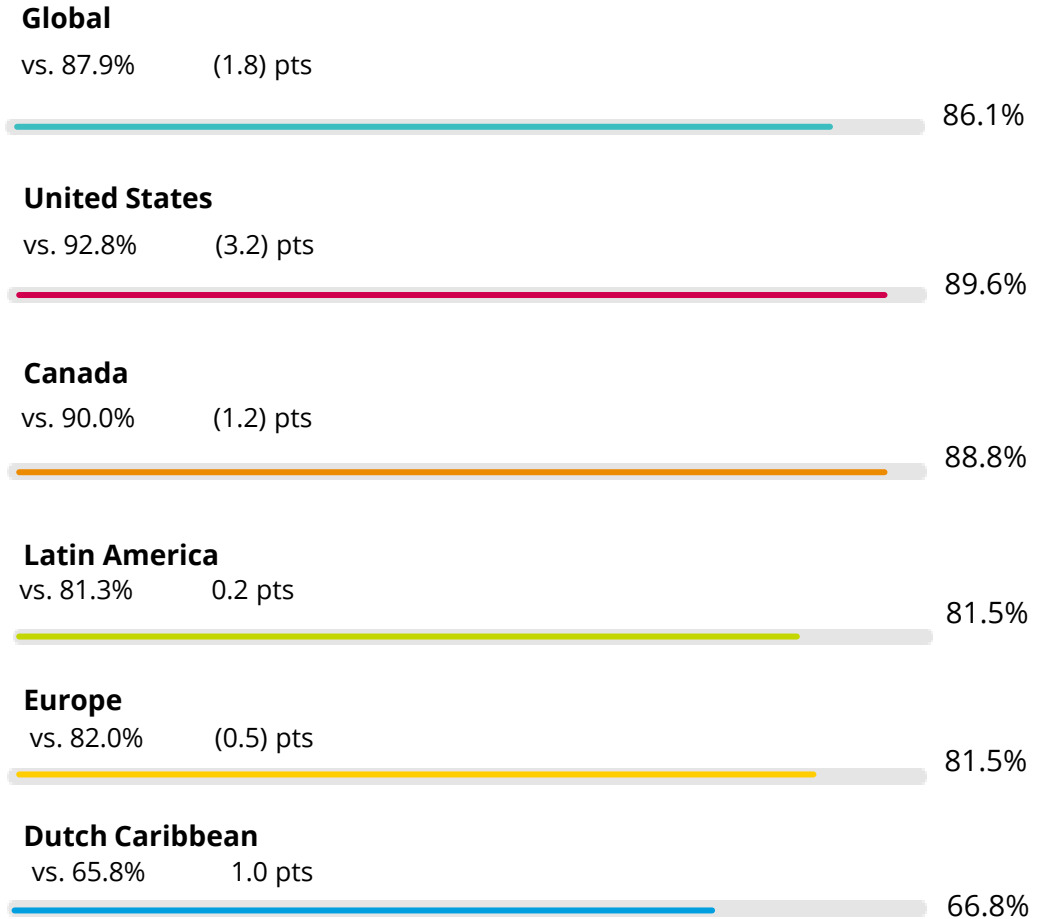
Traffic Recovery



Traffic Distribution



Passenger Load Factors



AIR PASSENGER MARKET ANALYSIS

YTD NOV 2024



1,541,923

Total Departing Passengers
Global

15.1%



1,049,346

Departing Passengers
USA*

15.9%



1,431,362

Revenue Generating
Passengers
Global

15.4%



370

Total Transfer Passengers

36.5%



86,619

Total Transit Passengers

10.7%



1,791,749

Total Outbound Seat Capacity
Global

17.6%



155,266

Seat Capacity
Europe

-8.5%



287,248

Seat Capacity
Latin America

29.5%



1,171,749

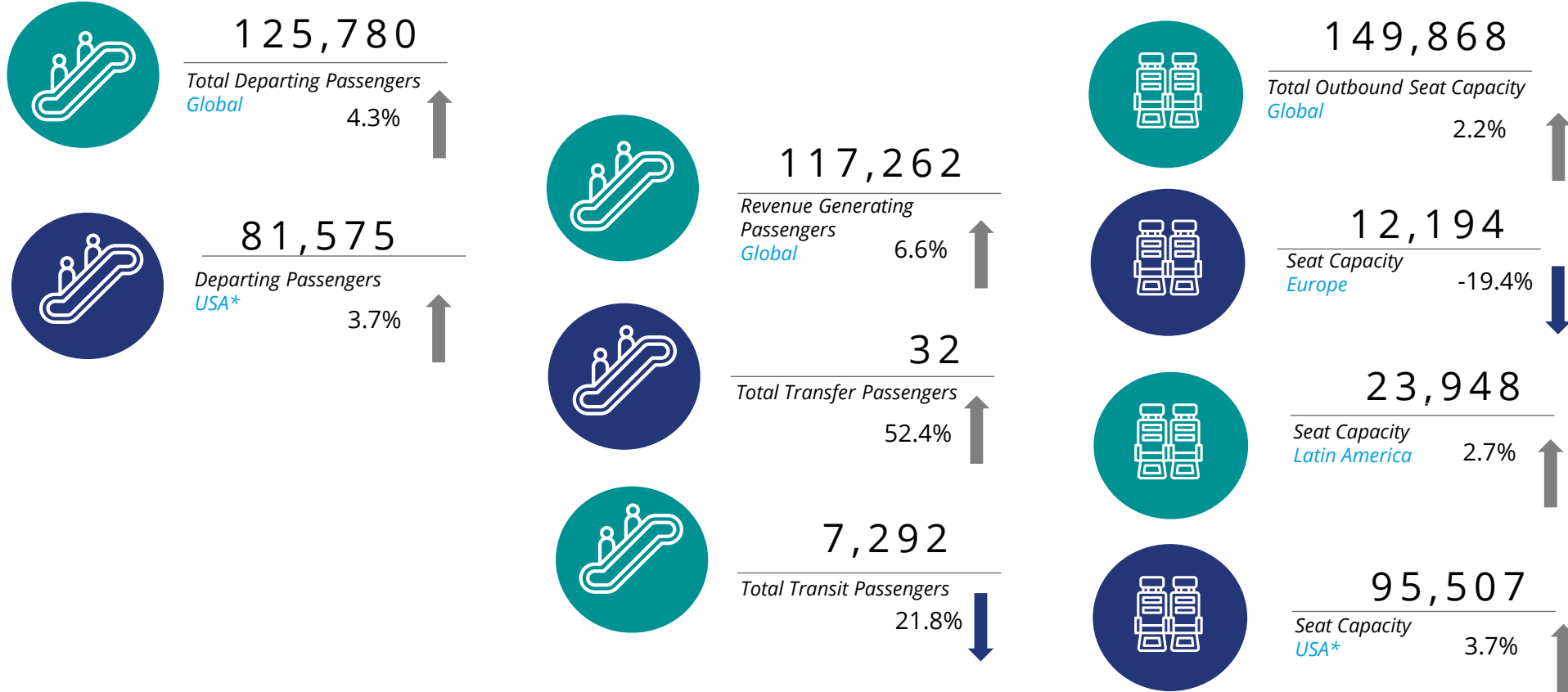
Seat Capacity
USA*

20.1%



AIR PASSENGER MARKET ANALYSIS

NOV 2024



Source: Aruba Airport Authority Nov 2024 vs. 2023

*USA: Data Includes Non-Scheduled Charters, Tech Stops, and Military

An aerial photograph of an airport terminal building with a teal overlay. The terminal has a long, low profile with a series of windows. In the foreground, there are palm trees and a paved area. A sign in the bottom center reads 'AUA AEROPUERTO INTERNACIONAL REINA BEATRIZ'. On the right side, there are directional signs for 'Arrivals, Depart', 'Parking', 'All Cars and Taxis', and 'Car rental'.

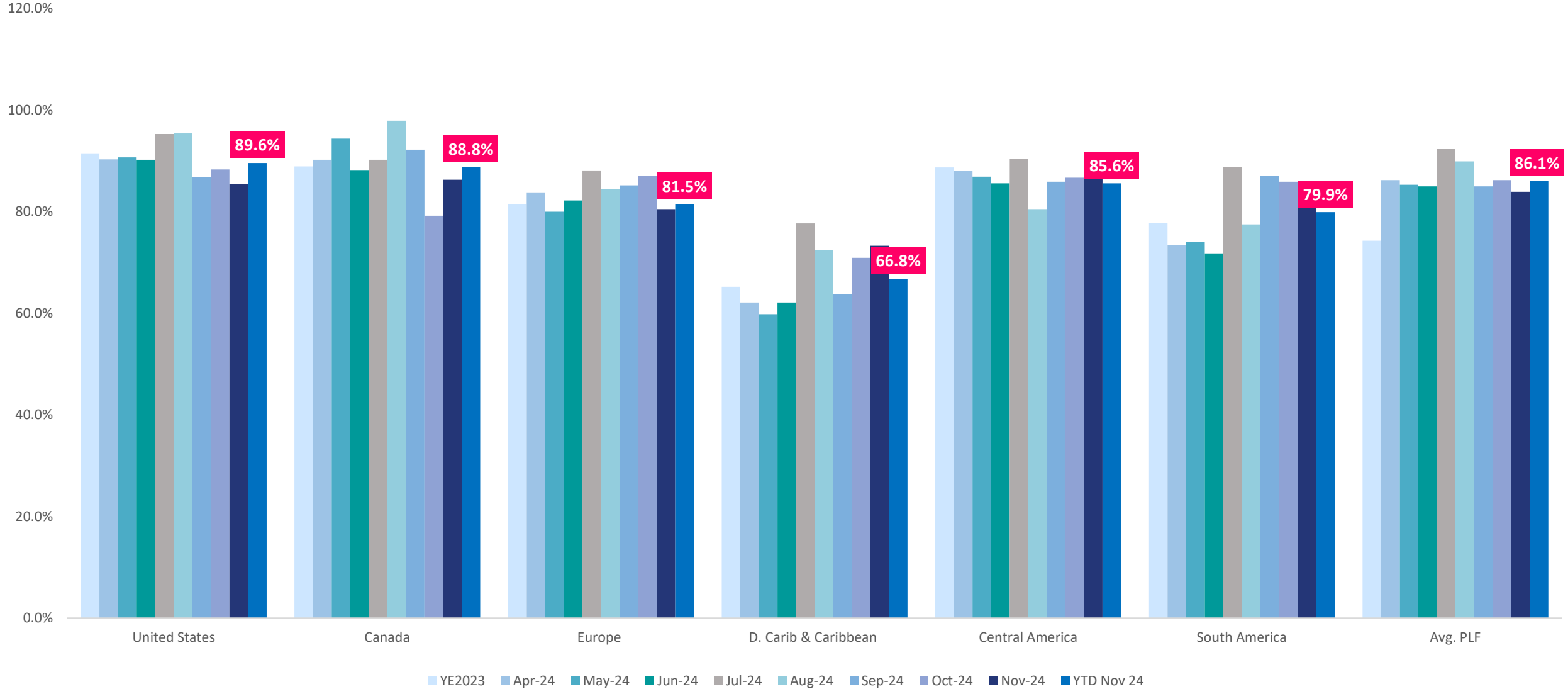
Passenger Market Analysis

Passenger Load Factor (PLF)

AUA
AEROPUERTO INTERNACIONAL REINA BEATRIZ

PASSENGER LOAD FACTOR (LF) BY REGION

YE 2023 – YTD NOV 2024





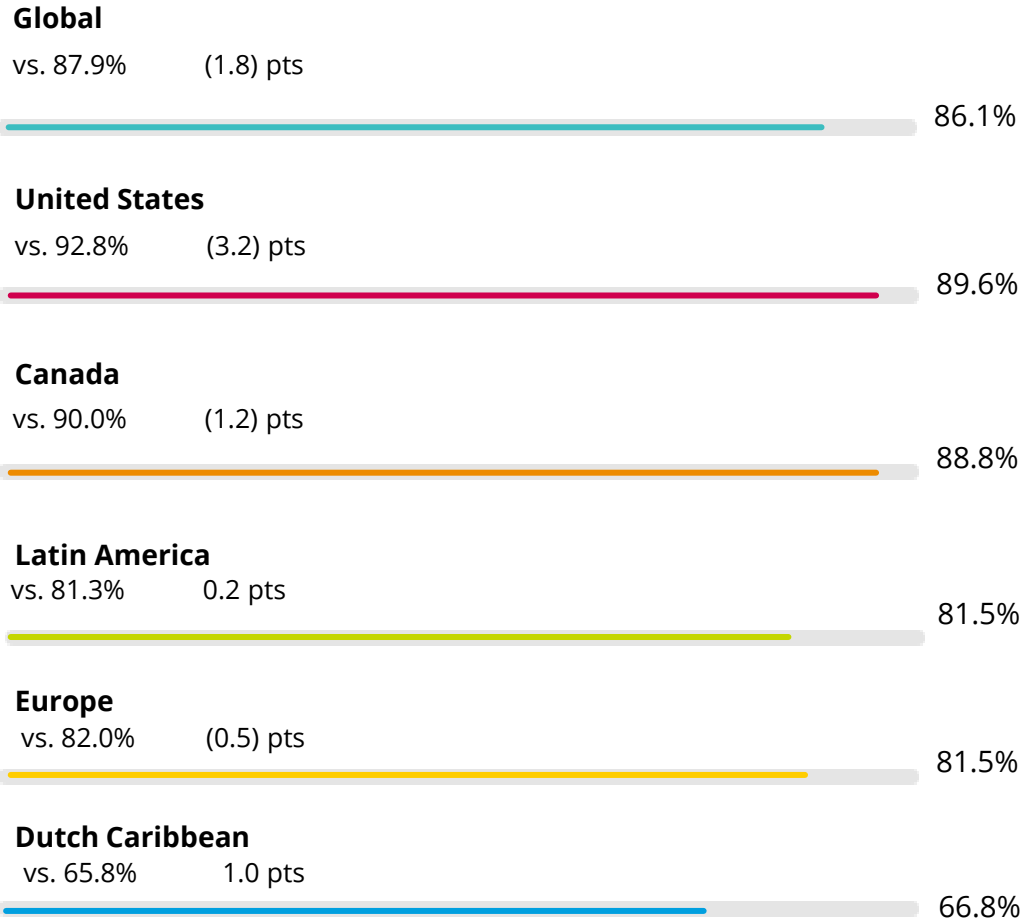
Air Passenger Market Analysis

Passenger Load Factor (PLF)

AUA
AEROPUERTO INTERNACIONAL REINA BEATRIX

PASSENGER LOAD FACTOR (PLF) BY REGION

YTD NOV 2024 vs. 2023



PASSENGER LOAD FACTOR (PLF) BY REGION

NOV 2024 vs. 2023

Global

vs. 82.3% 1.6 pts



United States

vs. 85.4% (0) pts




Canada

vs. 86.2% 0.1 pts



Latin America

vs. 81.7% 1.8 pts



Europe

vs. 73.1% 7.4 pts



Dutch Caribbean

vs. 66.1% 7.2 pts



An aerial photograph of the AUA airport terminal, showing the building, parking areas, and palm trees. The image is overlaid with a semi-transparent blue filter. The text "Passenger Traffic Data" is in white, and "Revenue Generating Passengers (RGP)" is in teal. The AUA logo and "AEROPUERTO INTERNACIONAL REINA BEATRIZ" are visible at the bottom center.

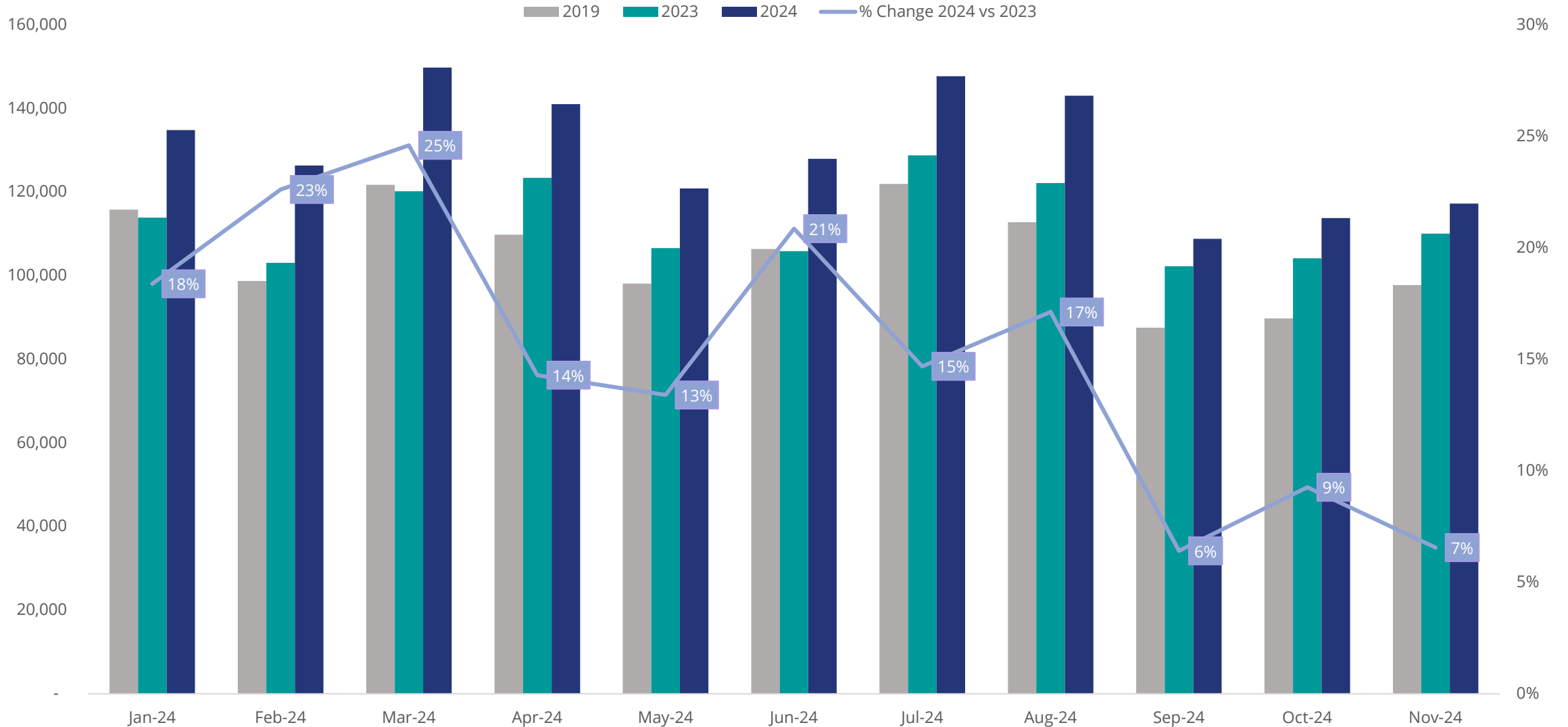
Passenger Traffic Data

Revenue Generating Passengers (RGP)

AUA
AEROPUERTO INTERNACIONAL REINA BEATRIZ

REVENUE GENERATING PASSENGERS (RGPs) BY MONTH

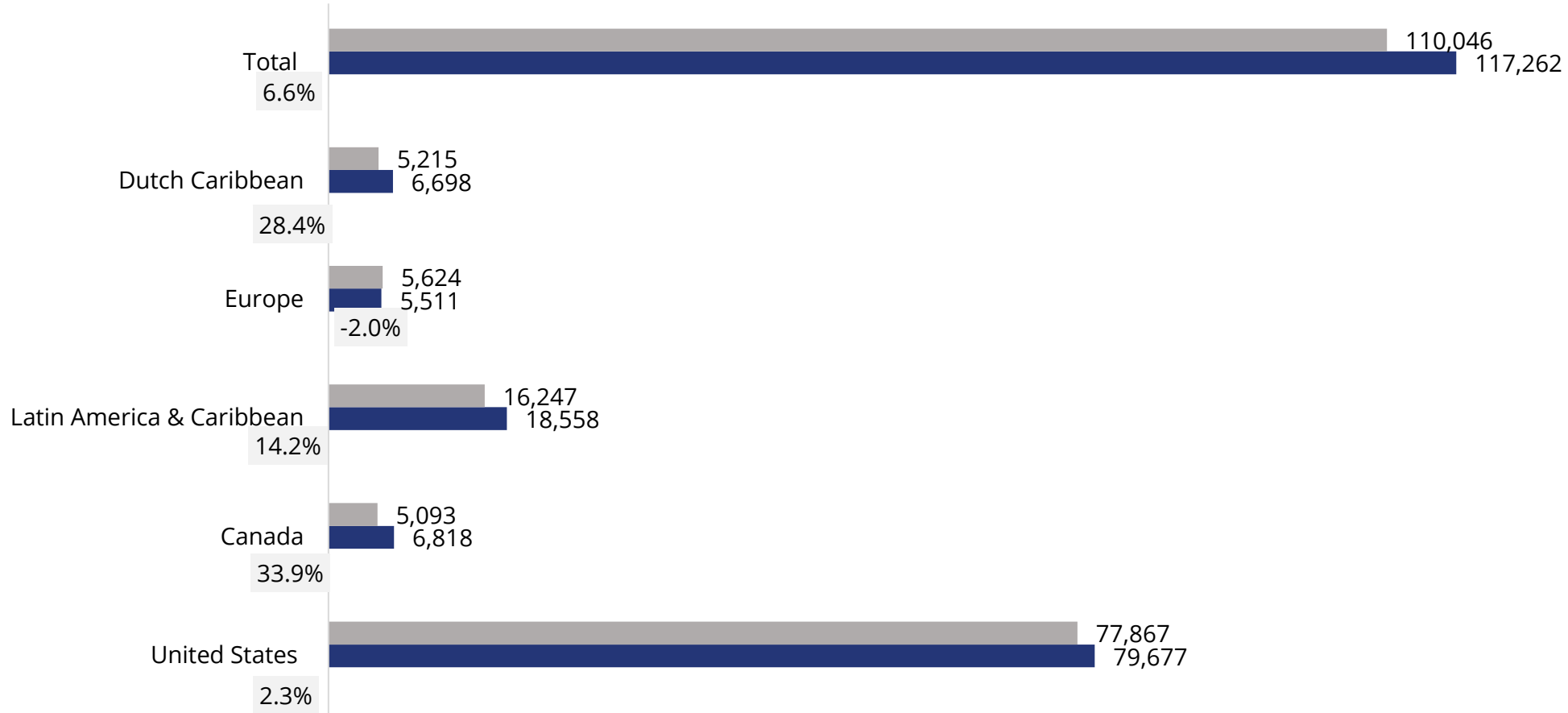
2024 vs. 2023



REVENUE GENERATING PASSENGERS (RGPs) BY REGION

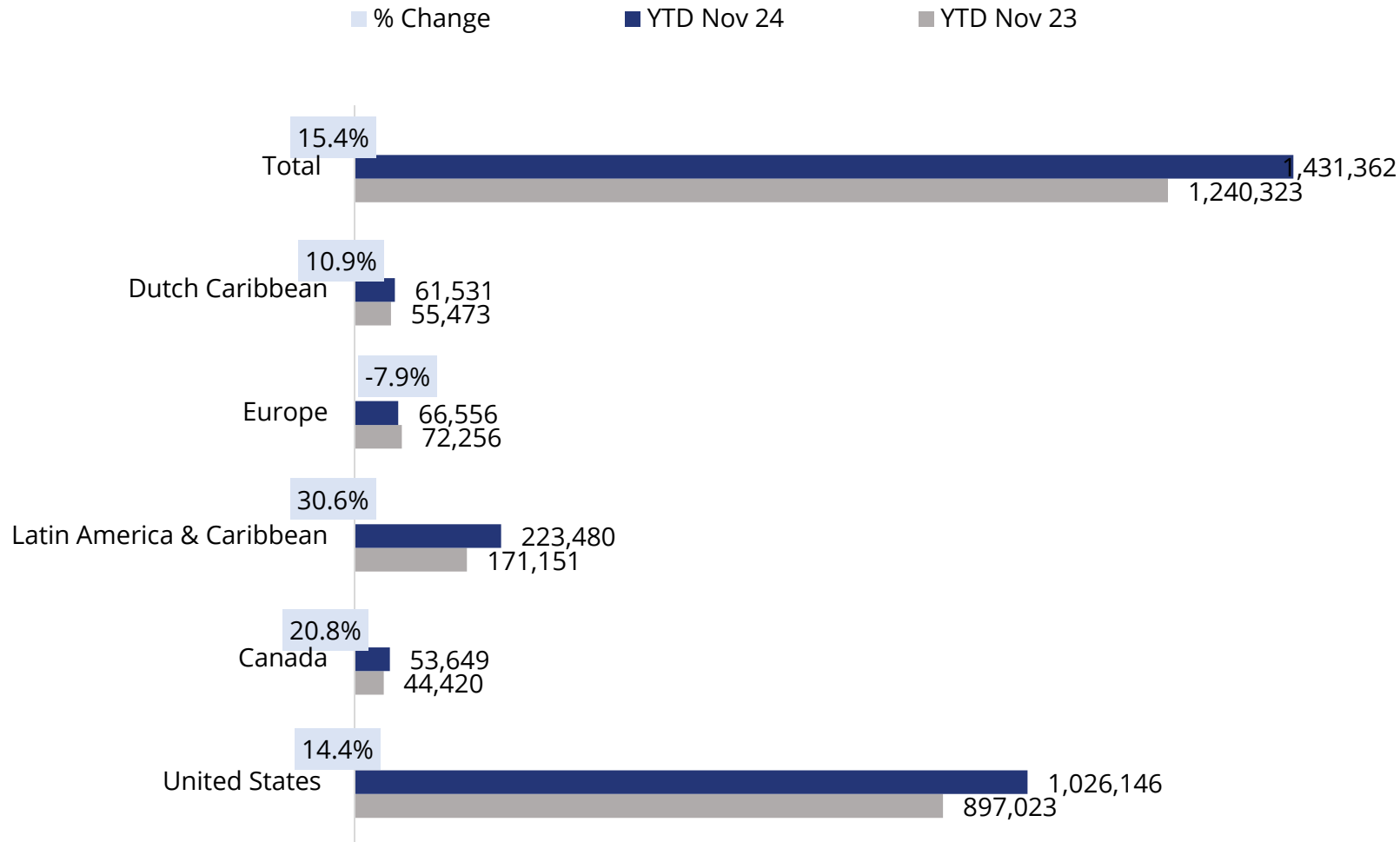
NOV 2024 vs. 2023

■ Nov-23 ■ Nov-24 ■ % Change



REVENUE GENERATING PASSENGERS (RGPs) BY REGION

YTD Nov 24 vs. 23



Source: Aruba Airport Authority YTD NOV 2024 vs. 2023



An aerial photograph of the Aeropuerto Internacional Reina Beatrix (AUA) terminal and parking lot, overlaid with a semi-transparent blue filter. The terminal building is visible in the background, and the parking lot is filled with cars. Palm trees and other vegetation are scattered throughout the scene. In the foreground, there is a road with traffic signs, including a blue arrow sign pointing up and a circular sign with a blue arrow and a red border. The text "Traffic Data" is written in white, and "Aircraft Movement" is written in teal. The AUA logo and the name "AEROPUERTO INTERNACIONAL REINA BEATRIX" are visible at the bottom center of the image.

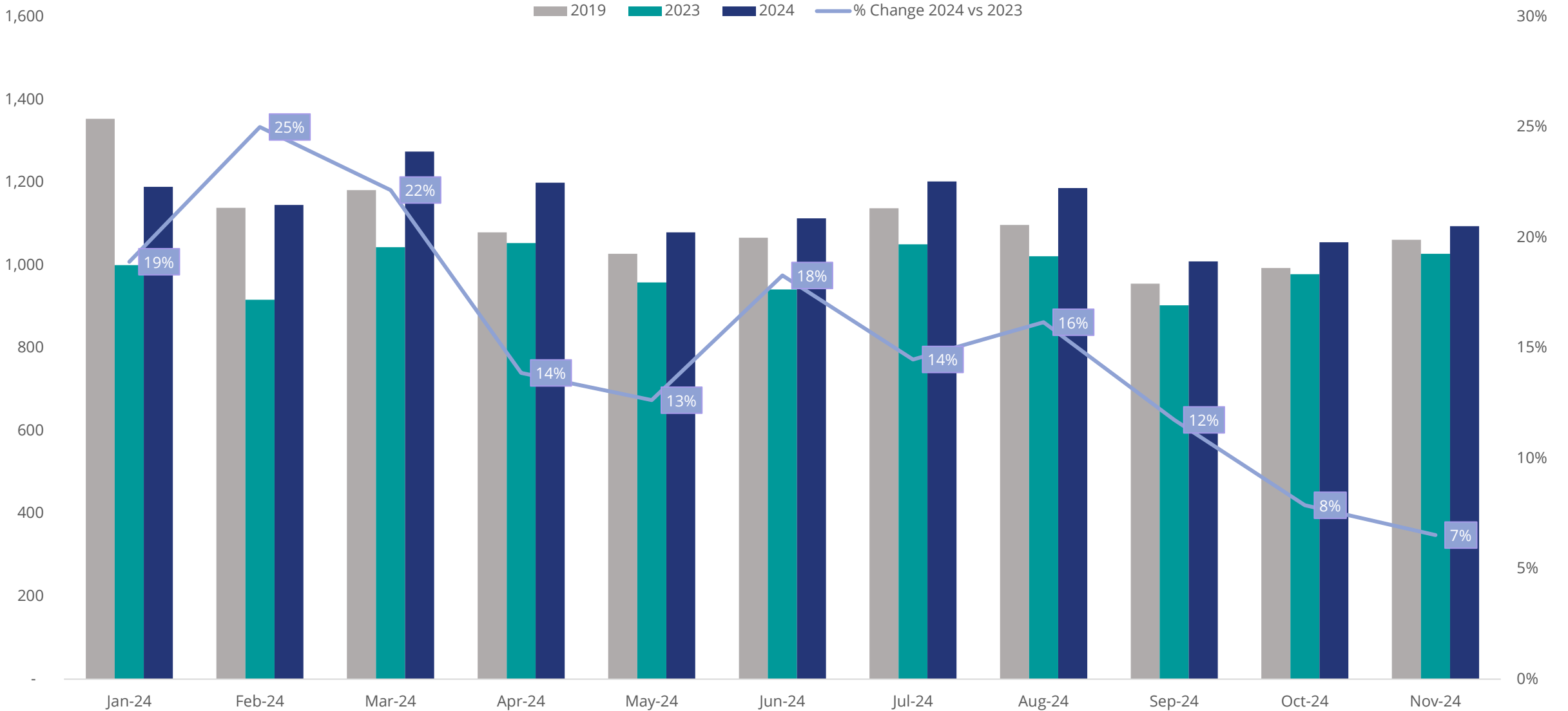
Traffic Data

Aircraft Movement

AUA
AEROPUERTO INTERNACIONAL REINA BEATRIX

AIRCRAFT DEPARTURES BY MONTH

2024 vs. 2023








Airline Market Analysis

Market Share by Airline


AUA
AEROPUERTO INTERNACIONAL REINA BEATRIZ

Market Share by Airline and Gateway

NOV 2024






Airline by Passenger Revenue		Market Share MoM
	JetBlue (B6)	22.0% (2.7) pts.
	American Airlines (AA)	18.0% 0.4 pts.
	United Airlines (UA)	13.6% 2.4 pts
	Delta Air Lines (DL)	8.5% (0.7) pts.
	Copa Airlines (CM)	5.1% (0) pts.



Gateway by Seat Capacity	Market Share
New York (JFK, EWR, LGA)	24.5%
Boston (BOS)	10.3%
Miami (MIA)	8.1%
Charlotte (CLT)	5.5%
Bogota (BOG)	5.5%

Market Share by Airline and Gateway

YTD Nov 2024

Airline by Passenger Revenue		Market Share YTD Sep
	JetBlue (B6)	23%
	American Airlines (AA)	19%
	United Airlines (UA)	12%
	Delta Air Lines (DL)	11%
	Avianca (AV)	5%



Gateway by Seat Capacity	Market Share YTD Nov
New York (JFK, EWR, LGA)	26%
Boston (BOS)	10%
Miami (MIA)	8%
Charlotte (CLT)	7%
Bogota (BOG)	6%

Source: Aruba Airport Authority YTD Nov 2024 vs. 2023

Air Service Development

2025

AUA
AEROPUERTO INTERNACIONAL REINA BEATRIZ

New Airlines, Routes and Increased Frequencies

JAN FEB JUN OCT DEC

Copa Airlines
Frequency Increase
 From 10 to 11 weekly
 Panama (PTY)

DELTA
Frequency Increase
 13 weekly (20th SAT)
 Atlanta (ATL)

avianca
New Route
 Seasonal Service
 4 weekly
 Medellin (MDE)

GOL
New Service
 3 weekly
 Sao Paulo (GRU)
 MON WED SAT

American Airlines
Frequency Increase
 Double Daily
 Charlotte (CLT)

jetBlue
Frequency Increase
 From 12 to 22 weekly
 Boston (BOS)

Southwest
Frequency Increase
 From 1 to 5 weekly
 Baltimore (BWI)

LATAM
Frequency Increase
 From 4 to 5 weekly
 Lima (LIM)

sun country airlines.
Frequency Increase
 From 1 to 2 weekly
 Minneapolis (MSP)

Frequency Increase
 Double Daily
 Miami (MIA)

Frequency Increase
 From 18 to 22 weekly
 JOHN F. KENNEDY (JFK)

WESTJET
Frequency Increase
 From 4/5 to 6 weekly
 Toronto (YYZ)

DELTA
New Route
 Minneapolis (MSP)
 January 2025

DELTA
Frequency Increase
 Daily to Boston (BOS)
 January 2025

FRONTIER
Restart
 San Juan (SJU)
 Summer 2025

Taking off & Landing
2025 

Source | Aruba Airport Authority
 DATE : January 2025

NORTH AMERICA SCHEDULE

2025

AIRLINES	GATEWAYS	LEVEL OF SERVICE	CONNECTIONS
SPIRIT	FLL	4 Weekly Service	HUB (ENTIRE NETWORK)
JETBLUE	BOS JFK	Jan-Mar - from 18 to 22/23 Weekly Flights Jan/Mar - 22 Weekly Flights Feb 26 Weekly Flights	O/D & HUB
DELTA AIR LINES	ATL JFK (A321neo) BOS (seasonal) MSP (seasonal)	Feb - 13 weekly flights Feb-Mar 8 Weekly Flights Daily Dec - Mar 2 Weekly Flights	HUB
UNITED AIRLINES	EWR IAD IAH ORD	Feb-Mar 16 Weekly Flights Jan-Feb 4 Weekly Flights Mar Daily 1 Weekly Flight Mar 2 Weekly Flights Feb 2 Weekly Flights Mar Daily	HUB
SOUTHWEST	BWI	Feb 5 weekly flights	O/D
AMERICAN AIRLINES	MIA, CLT PHL (seasonal) ORD (seasonal) LGA (seasonal) DFW (seasonal)	Double Daily 11/12 Weekly Flights Feb-Mar Double Daily 8 Weekly Flights 1 Weekly Flight 1 Weekly Flight Feb - Mar SAT 1 Weekly Flight	O/D & HUB
AIR CANADA	YYZ	5 Weekly Flights	O/D
WESTJET	YYZ	Daily	O/D



EUROPE SCHEDULE | 2025

Airline	Gateway	Level of Service	Connection
KLM	AMS	Daily	O/D & HUB
TUI	AMS	1 Weekly Flight	O/D
British Airways	ANU LGW	1 Weekly Flight till March	O/D & HUB

LATIN AMERICA SCHEDULE | 2025

Airline	Gateways	Level of Service	Connections
Avianca	BOG MDE (seasonal)	11 Weekly Flights Jan - 3 Weekly Flights June - Aug 3 weekly flights	O/D & HUB O/D & HUB
Wingo	BOG MDE CLO	2 Weekly Flights 3 Weekly Flights in Apr Jan : 2 Weekly Flights	O/D
LATAM	LIM	5 Weekly Flights	O/D
Surinam Airways	PBM	3 Weekly Flights	O/D
Copa Airlines	PTY	11 Weekly Flights	O/D & HUB
GOL	GRU (new service)	3 Weekly Flights	O/D & HUB

WEEKLY FLIGHT SCHEDULE

Period: JANUARY – JUNE 2025

LINK: <https://www.airportaruba.com/flight-schedules>

Last Update: JANUARY 22, 2024

***Flight Schedules are subject to change**

WEEKLY FLIGHT SCHEDULE | JANUARY - JUNE 2025

United States

Airline	Destination	JAN	FEB	MAR	APRIL	MAY	JUNE
American Airlines	Miami	14 Double Daily	14 Double Daily	14 Double Daily	12 2-MON TUE WED 2-THU 2-FRI 2-SAT 2-SUN	14 Double Daily	14 Double Daily
	Charlotte	11 2-MON TUE WED 2-THU 2-FRI SAT 2-SUN	14 Double Daily	14 Double Daily	13 2-MON 2-TUE WED 2-THU 2-FRI 2-SAT 2-SUN	14 Double Daily	14 Double Daily
	Philadelphia	1 SAT	8 Daily and 2 nd Sat	8 Daily and 2 nd Sat	8 Daily and 2 nd Sat	8 Daily and 2 nd Sat	8 Daily and 2 nd Sat
	Chicago Seasonal Service <i>Resume Service in November</i>	x	x	x	x	x	x
	La Guardia –New York Seasonal Service	x	1 SAT	1 SAT	1 SAT	x	x
Dallas Seasonal Service	x	1 SAT	1 SAT	1 SAT	1 SAT	1 SAT	

WEEKLY FLIGHT SCHEDULE | JANUARY - JUNE 2025

United States

Airline	Destination	JAN	FEB	MAR	APRIL	MAY	JUNE
United Airlines	Newark	16 (+2) 2-MON 2-TUE 2-WED 2-THU 2-FRI 3-SAT 3-SUN	16 (+2) 2-MON 2-TUE 2- WED 2-THU 2-FRI 3-SAT 3-SUN	16 (+2) 2-MON 2-TUE 2-WED 2-THU 2-FRI 3-SAT 3-SUN	16 (+2) 2-MON 2-TUE 2-WED 2-THU 2-FRI 3-SAT 3-SUN	14 Double Daily	14 Double Daily
	Houston	1 SAT	1 SAT	2 SAT SUN	1 SAT	1 SAT	7 Daily
	Washington	4 TUE THU SAT SUN	4 TUE THU SAT SUN	7 Daily	5 MON THU FRI SAT SUN	7 Daily	7 Daily
Chicago Seasonal Service	2 SAT SUN	2 SAT SUN	7 Daily	2 SAT SUN	1 SAT	2 SAT SUN	

WEEKLY FLIGHT SCHEDULE | JANUARY - JUNE 2025



United States

Airline	Destination	JAN	FEB	MAR	APRIL	MAY	JUNE
JetBlue	Boston	16 2-MON 2-TUE 2-WED 2-THU 2-FRI 4-SAT 2-SUN	23 (+7) 3-MON 2-TUE 3-WED 3-THU 4-FRI 4-SAT 4-SUN	24 (+8) 4-MON 2-TUE 3-WED 3-THU 4-FRI 4-SAT 4-SUN	29 (+13) 4-MON 3-TUE 3-WED 3-THU 5-FRI 5-SAT 5-SUN	22 3-MON 3-TUE 3-WED 3-THU 3-FRI 4-SAT 3-SUN	22 3-MON 3-TUE 3-WED 3-THU 3-FRI 4-SAT 3-SUN
	New York – JFK	22 3-MON 3-TUE 3-WED 3-THU 3-FRI 4-SAT 3-SUN	26 (+4) 4-MON 4-TUE 4-WED 3-THU 4-FRI 4-SAT 3- SUN	22 3-MON 3-TUE 3-WED 3-THU 3-FRI 4-SAT 3-SUN	21 3-MON 3-TUE 3-WED 3-THU 3-FRI 4-SAT 2-SUN	16 2-MON 2-TUE 2-WED 2-THU 2-FRI 4-SAT 2-SUN	28 (+6) 4-MON 4-TUE 4-WED 4-THU 4-FRI 4-SAT 4- SUN
	Newark	1 SAT	1 SAT	1 SAT	7 Daily	7 Daily	7 Daily
Delta Air Lines	Atlanta	13 2-MON TUE 2- WED 2-THU 2- FRI 2-SAT 2- SUN	14 Double Daily	14 Double Daily	8 Daily and 2 nd Sat	8 Daily and 2 nd Sat	8 Daily and 2 nd Sat
	New York – JFK	8 Daily and 2 nd Sat	8 Daily and 2 nd Sat	8 Daily and 2 nd Sat	8 Daily and 2 nd Sat	7 Daily	7 Daily
	Boston <i>Restart service on Dec 19</i> Seasonal Service	7 Daily	7 Daily	7 Daily	7 Daily	x	x
	Minneapolis <i>New service starting Dec 19</i> Seasonal Service	2 FRI SUN	2 FRI SUN	2 FRI SUN	x	x	x

WEEKLY FLIGHT SCHEDULE | JANUARY - JUNE 2025

United States

Airline	Destination	JAN	FEB	MAR	APRIL	MAY	JUNE
Southwest	Baltimore	1 SAT	4 MON FRI SAT SUN	2 SAT SUN	2 SAT SUN	2 SAT SUN	5 (+1) MON THU FRI SAT SUN
	Orlando	7 Daily	7 Daily	7 Daily	7 Daily	7 Daily	7 Daily
Spirit	Fort Lauderdale	3 THU SAT SUN	3 THU SAT SUN	4 TUE THU SAT SUN	4 TUE THU SAT SUN	4 TUE THU SAT SUN	x
Sun Country	Minneapolis <i>Restart service in Dec Seasonal Service</i>	1 SAT	3 WED SAT SUN	3 WED SAT SUN	x	x	x
Surinam Airways	Miami (via CUR)	3 MON WED FRI	3 MON WED FRI	3 MON WED FRI	3 MON WED FRI	3 MON WED FRI	2 MON FRI

WEEKLY FLIGHT SCHEDULE | JANUARY - JUNE 2025

Canada

Airline	Destination	JAN	FEB	MAR	APRIL	MAY	JUNE
Air Canada	Toronto <i>Restart service on Oct 29</i> No service during summer season	5 MON TUE FRI SAT SUN	5 MON TUE FRI SAT SUN	6 (+1) MON TUE WED FRI SAT SUN	4 MON FRI SAT SUN	x	x
Westjet	Toronto	7 Daily	7 Daily	7 Daily	6 MON TUE WED THU FRI SAT	3 TUE THU SAT	3 TUE THU SAT
Sunwing	Toronto <i>Change in Days of the Week in November</i>	2 (+1) SAT SUN	2 SAT SUN	2 SAT SUN	1 SAT	x	2 SAT SUN

WEEKLY FLIGHT SCHEDULE | JANUARY - JUNE 2025

Europe

Airline	Destination	JAN	FEB	MAR	APRIL	MAY	JUNE
KLM	Amsterdam (via BON)	7 Daily	7 Daily	7 Daily	7 Daily	7 Daily	7 Daily
TUI NL	Amsterdam (via CUR) <i>Change in Days of the Week in November</i>	1 MON	1 MON	1 MON	1 MON	1 MON	1 MON
British Airways	London Gatwick (via ANU)	1 SUN	1 SUN	x	x	x	x

WEEKLY FLIGHT SCHEDULE | JANUARY - JUNE 2025

Latin America

Airline	Destination	JAN	FEB	MAR	APRIL	MAY	JUNE
Avianca	Bogota	11 MON 2-TUE WED 2-THU FRI 2- SAT 2-SUN	11 MON 2-TUE WED 2-THU FRI 2- SAT 2-SUN	11 MON 2-TUE WED 2-THU FRI 2- SAT 2-SUN	14 (+3) Double daily	14 (+3) Double daily	14 (+3) Double daily
	Medellin <i>Seasonal Service</i>	3 TUE THU SAT	x	x	x	x	3 TUE THU SAT
Copa	Panama	11 2-MON TUE WED 2-THU 2- FRI SAT 2-SUN	10 2-MON TUE WED 2-THU 2- FRI SAT SUN	10 2-MON TUE WED 2-THU 2- FRI SAT SUN	9 2-MON TUE WED 2-THU FRI SAT SUN	10 2-MON TUE WED 2-THU 2- FRI SAT SUN	11 2-MON TUE WED 2-THU 2- FRI SAT 2-SUN
Surinam Airways	Paramaribo (via CUR)	3 MON WED FRI	3 MON WED FRI	3 MON WED FRI	5 (+2) 2-MON WED 2-FRI	5 (+2) 2-MON WED 2- FRI	4 2-MON 2-FRI

WEEKLY FLIGHT SCHEDULE | JANUARY - JUNE 2025

Latin America

Airline	Destination	JAN	FEB	MAR	APRIL	MAY	JUNE
Wingo	Bogota	2 THU SUN	2 THU SUN	2 THU SUN	2 THU SUN	2 THU SUN	2 THU SUN
	Medellin <i>Change in Days of the Week in November</i>	4 (+1) MON WED THU SAT	2 TUE SAT	2 TUE SAT	2 TUE SAT	2 TUE SAT	2 TUE SAT
	Cali <i>Seasonal Service</i>	2 WED SAT	x	x	x	x	x
LATAM	Lima <i>Increase weekly frequencies In November</i>	5 MON TUE THU SAT SUN	5 MON TUE THU SAT SUN	5 MON TUE THU SAT SUN	5 MON TUE THU SAT SUN	5 MON TUE THU SAT SUN	5 MON TUE THU SAT SUN
GOL	Guarulhos, BR <i>New Airline and route starting Dec 18</i>	3 MON WED SAT	3 MON WED SAT	2 WED SAT	2 WED SAT	1 SAT	1 SAT

WEEKLY FLIGHT SCHEDULE | JANUARY - JUNE 2025



Caribbean

Airline	Destination	JAN	FEB	MAR	APRIL	MAY	JUNE
Sky High	St. Domingo (SDQ) <i>(via CUR on SUN)</i>	1 WED	1 WED	1 WED	1 WED	1 WED	1 WED
Air Century	St. Domingo (JBQ) <i>Increase weekly service in October</i>	2 WED SUN	2 WED SUN	2 WED SUN	2 WED SUN	2 WED SUN	2 WED SUN
Arajet	St. Domingo (SDQ) <i>(via CUR)</i>	2 WED SAT	2 WED SAT	2 WED SAT	2 WED SAT	2 WED SAT	2 WED SAT

WEEKLY FLIGHT SCHEDULE | JANUARY - JUNE 2025

Dutch Caribbean

Airline	Destination	JAN	FEB	MAR	APRIL	MAY	JUNE
Divi Divi Air	Curacao	45 8-MON 4-TUE 4-WED 8-THU 8-FRI 7-SAT 6-SUN	45 8-MON 4-TUE 4-WED 8-THU 8-FRI 7-SAT 6-SUN	45 8-MON 4-TUE 4-WED 8-THU 8-FRI 7-SAT 6-SUN	41 7-MON 4-TUE 4-WED 7-THU 7-FRI 6-SAT 6-SUN	41 7-MON 4-TUE 4-WED 7-THU 7-FRI 6-SAT 6-SUN	41 7-MON 4-TUE 4-WED 7-THU 7-FRI 6-SAT 6-SUN
EZ Air	Curacao	8 2-MON 2-WED 2-FRI 2-SUN	8 2-MON 2-WED 2-FRI 2-SUN	8 2-MON 2-WED 2-FRI 2-SUN	8 2-MON 2-WED 2-FRI 2-SUN	8 2-MON 2-WED 2-FRI 2-SUN	8 2-MON 2-WED 2-FRI 2-SUN
EZ Air	Bonaire	3 TUE WED THU	3 TUE WED THU	3 TUE WED THU	3 TUE WED THU	3 TUE WED THU	3 TUE WED THU
Winair	Sint Maarten (via CUR) <i>Increase weekly service in November</i>	7 Daily	7 Daily	7 Daily	7 Daily	7 Daily	7 Daily



LET'S STAY CONNECTED

For any questions related to the report and/or additional information requests please contact

Jo-Anne Arends
Aviation Business Development Executive
j.arends@airportaruba.com

