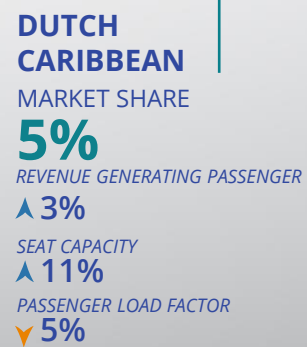
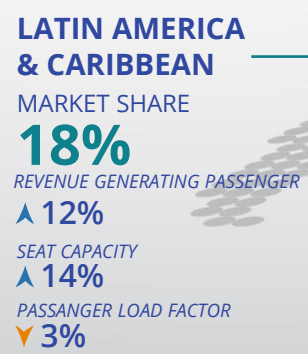
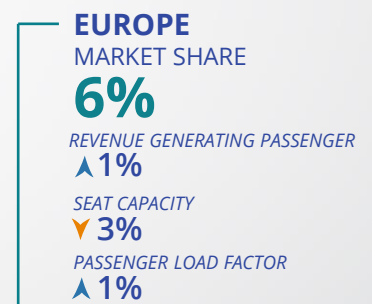
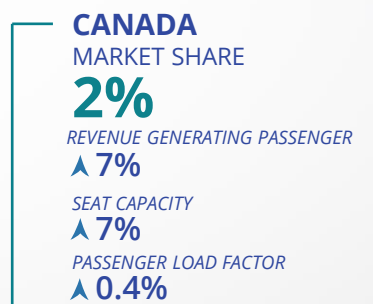
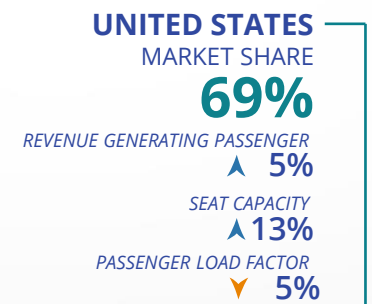
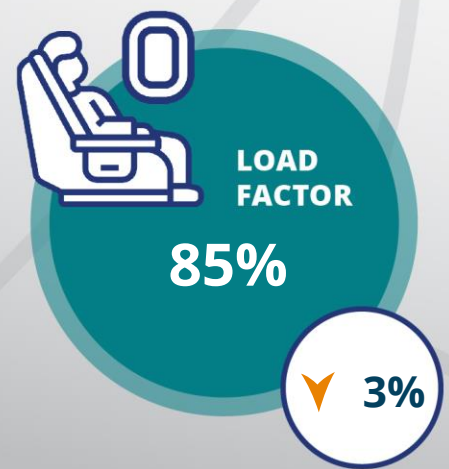
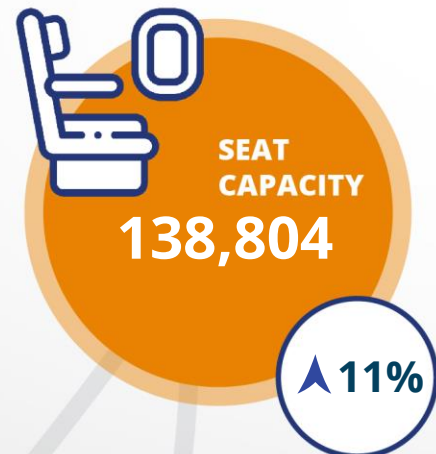
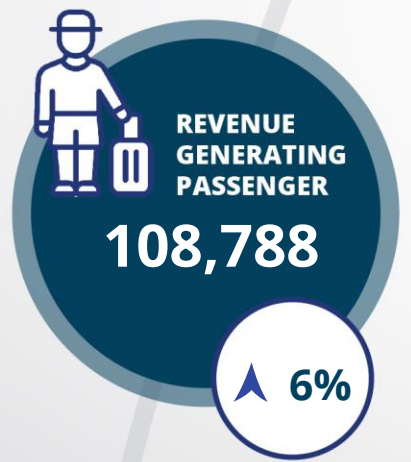


ARUBA AIRPORT MONTHLY TRAFFIC STATISTICS SEPTEMBER 2024



Traffic Performance Highlights September 2024 vs. September 2023



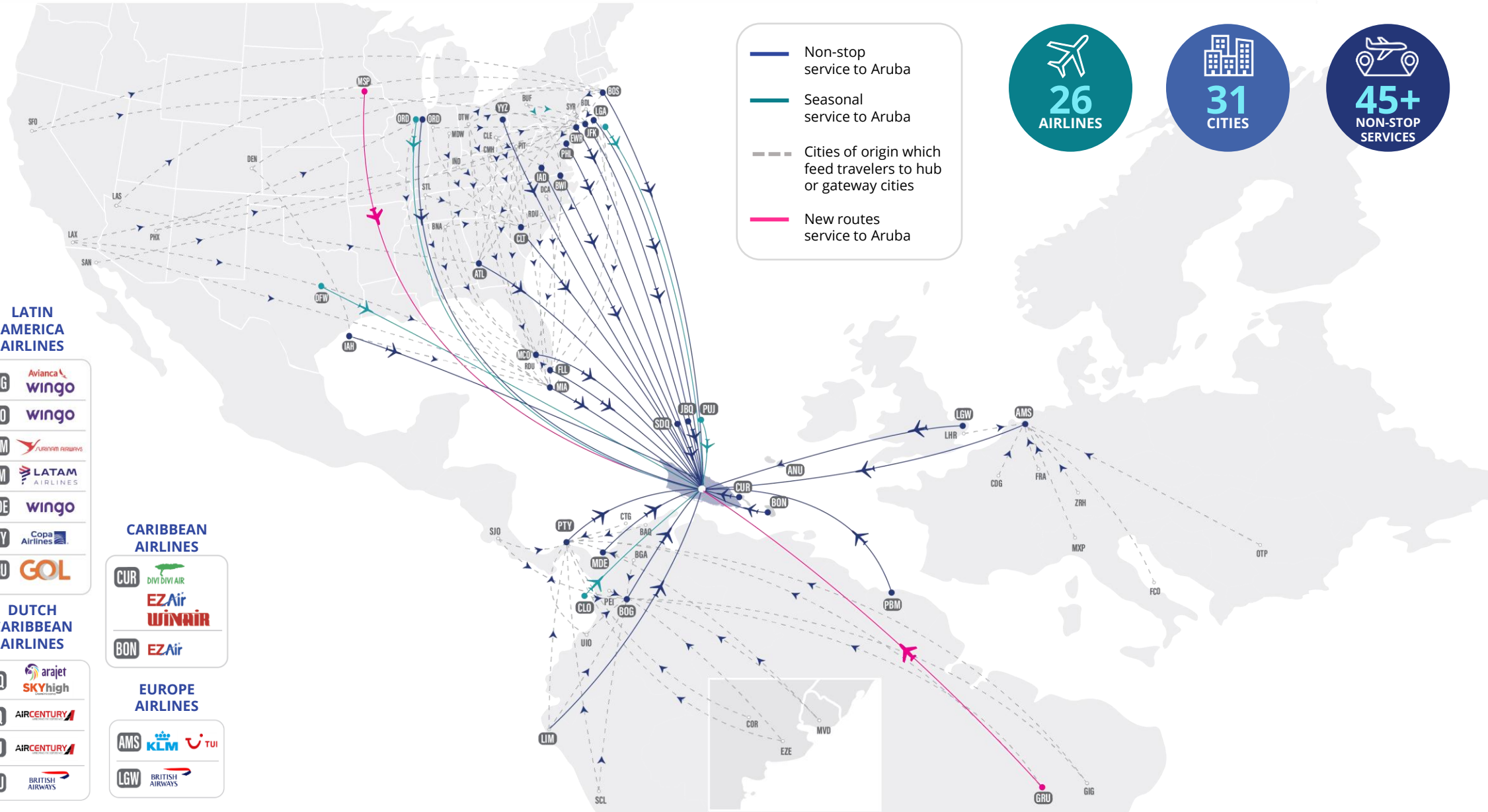
AIRLINES@AUA AIRPORT

AUA offers non-stop service to 45+ different destinations

NORTH AMERICA		EUROPE		LATIN AMERICA		CARIBBEAN	
	DESTINATIONS		DESTINATIONS		DESTINATIONS		DESTINATIONS
	3		1		2		1
	6		1		3		1
	4		1		1		1
	4				1		2
	2				1		1
	1				1		2
	1						1
	1						
	1						
	1						

GATEWAYS & MAIN FEEDER CITIES

North America, Latin America, Caribbean, Dutch Caribbean & Europe



- Non-stop service to Aruba
- Seasonal service to Aruba
- - - Cities of origin which feed travelers to hub or gateway cities
- New routes service to Aruba

26 AIRLINES

31 CITIES

45+ NON-STOP SERVICES

NORTH AMERICA AIRLINES

- ATL DELTA
- BOS DELTA jetBlue
- BWI Southwest
- CLT American Airlines
- EWR jetBlue
- FLL spirit
- IAD UNITED
- IAH UNITED
- JFK DELTA jetBlue
- LGA American Airlines
- MCO Southwest
- MIA American Airlines
- ORD UNITED
- PHL American Airlines
- DFW American Airlines
- LGA American Airlines
- MSP DELTA
- ORD American Airlines
- YYZ AIR CANADA

LATIN AMERICA AIRLINES

- BOG Avianca wingo
- CLO wingo
- PBM Avianca
- LIM LATAM AIRLINES
- MDE wingo
- PTY Copa Airlines
- GRU GOL

DUTCH CARIBBEAN AIRLINES

- SDQ arajet SKYhigh
- JBQ AIRCENTURY
- PUJ AIRCENTURY
- ANU BRITISH AIRWAYS

CARIBBEAN AIRLINES

- CUR DIVI DIVI AIR
- EZAir WINAIR
- BON EZAir

EUROPE AIRLINES

- AMS KLM TUI
- LGW BRITISH AIRWAYS

A 301

A 300

Monthly Air Traffic Statistics

YTD SEP 2024 vs. 2023



AIR TRAFFIC DASHBOARD

YTD SEP 2024 vs. 2023



1,200,314

Revenue Generating Passengers
Global

17.0% ↑



867,731

Revenue Generating Passengers
USA

16.3% ↑



1,498,420

Total Outbound Seat Capacity
Global

20.7% ↑



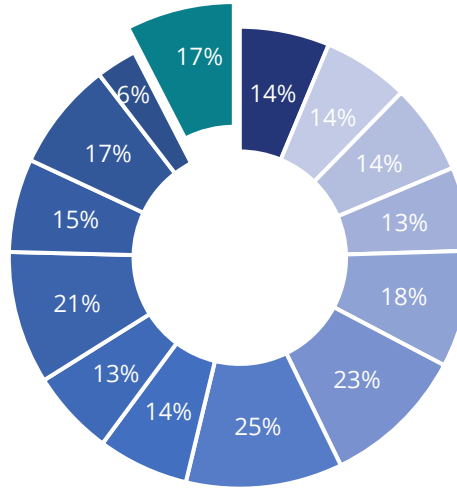
985,053

Seat Capacity
USA

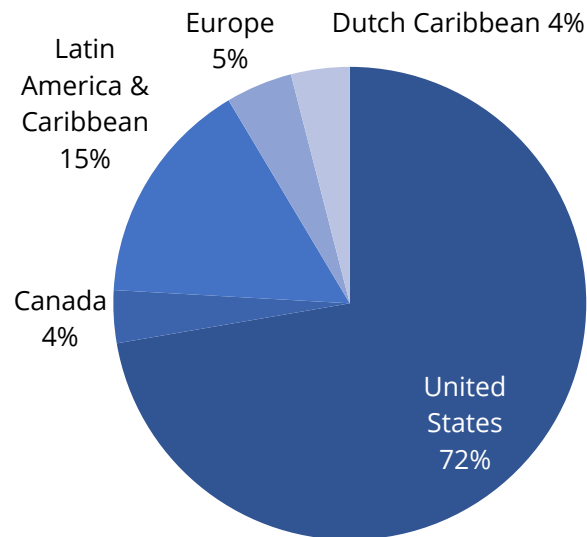
22.9% ↑

- Sep-23
- Oct-23
- Nov-23
- Dec-23
- Jan-24
- Feb-24
- Mar-24
- Apr-24
- May-24
- Jun-24
- Jul-24
- Aug-24
- Sep-24
- YTD 2024

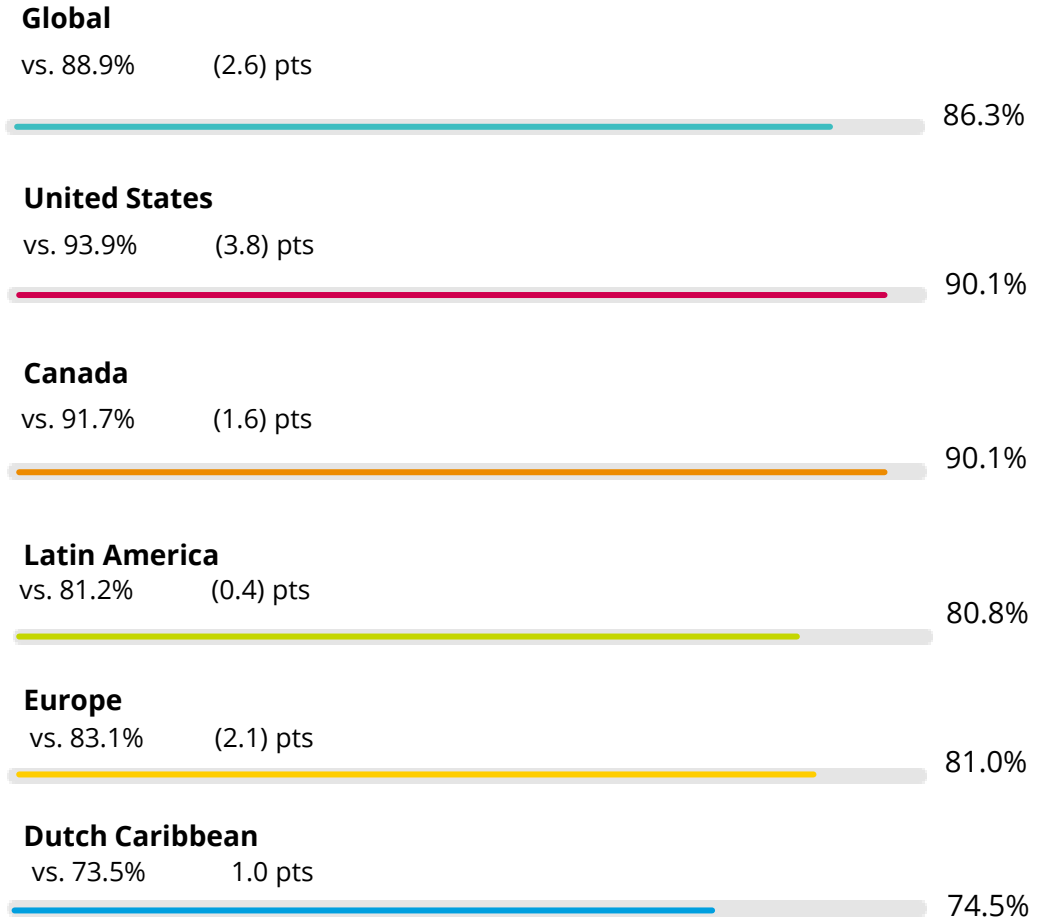
RGP Overview



Traffic Distribution



Passenger Load Factors



AIR PASSENGER MARKET ANALYSIS

YTD SEP 2024



1,292,419

Total Departing Passengers
Global

17.1%



887,273

Departing Passengers
USA*

17.9%



1,200,314

Revenue Generating
Passengers
Global

17.0%



295

Total Transfer Passengers

26.1%



79,703

Total Transit Passengers

19.6%



1,498,420

Total Outbound Seat Capacity
Global

20.7%



129,006

Seat Capacity
Europe

-7.3%



240,190

Seat Capacity
Latin America

38.3%



985,053

Seat Capacity
USA*

22.9%



Source: Aruba Airport Authority YTD Sep 2024 vs. 2023

*USA: Data Includes Non-Scheduled Charters; Tech Stops and Military

AIR PASSENGER MARKET ANALYSIS

SEP 2024



118,004

Total Departing Passengers
Global 6.8%



77,044

Departing Passengers
USA*

7.5%



108,788

Revenue Generating
Passengers
Global 6.4%



34

Total Transfer Passengers
580%



8,013

Total Transit Passengers
13.8%



138,804

Total Outbound Seat Capacity
Global 11.5%



13,859

Seat Capacity
Europe -3.2%



23,716

Seat Capacity
Latin America 15.0%



88,796

Seat Capacity
USA* 13.5%



Source: Aruba Airport Authority Sep 2024 vs. 2023

*USA: Data Includes Non-Scheduled Charters, Tech Stops, and Military

An aerial photograph of the Reina Beatrix International Airport (AUA) terminal, overlaid with a semi-transparent teal filter. The terminal building is a long, modern structure with a glass facade. In the foreground, there are palm trees, paved walkways, and some signage. A large sign in the center of the image reads "AUA" in large blue letters, with "AEROPUERTO INTERNACIONAL REINA BEATRIX" written below it in smaller white letters. To the right, there are directional signs for "Arrivals, Depart", "Parking", "All Cars and Taxis", and "Car rental".

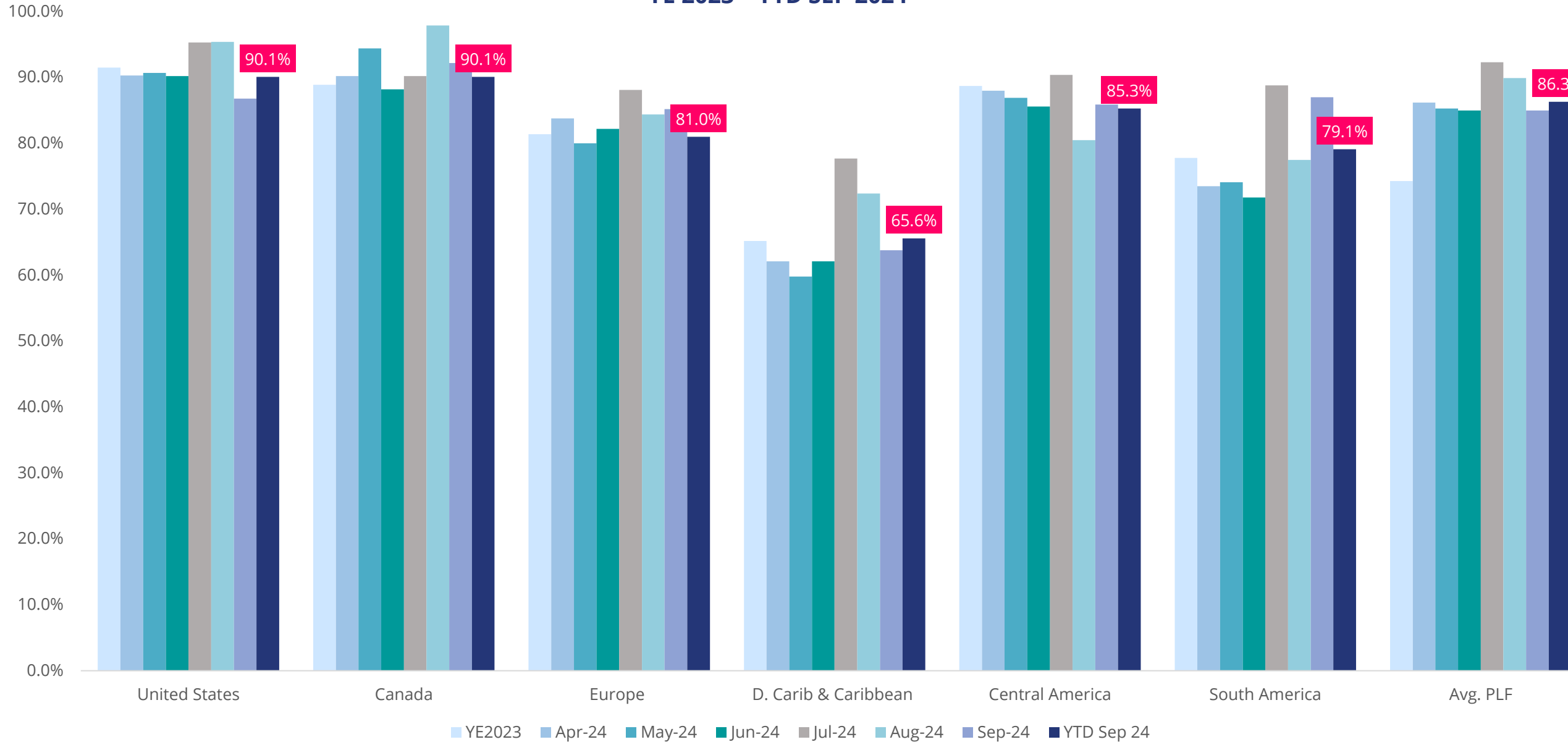
Passenger Market Analysis

Passenger Load Factor (PLF)

AUA
AEROPUERTO INTERNACIONAL REINA BEATRIX

PASSENGER LOAD FACTOR (LF) BY REGION

YE 2023 – YTD SEP 2024





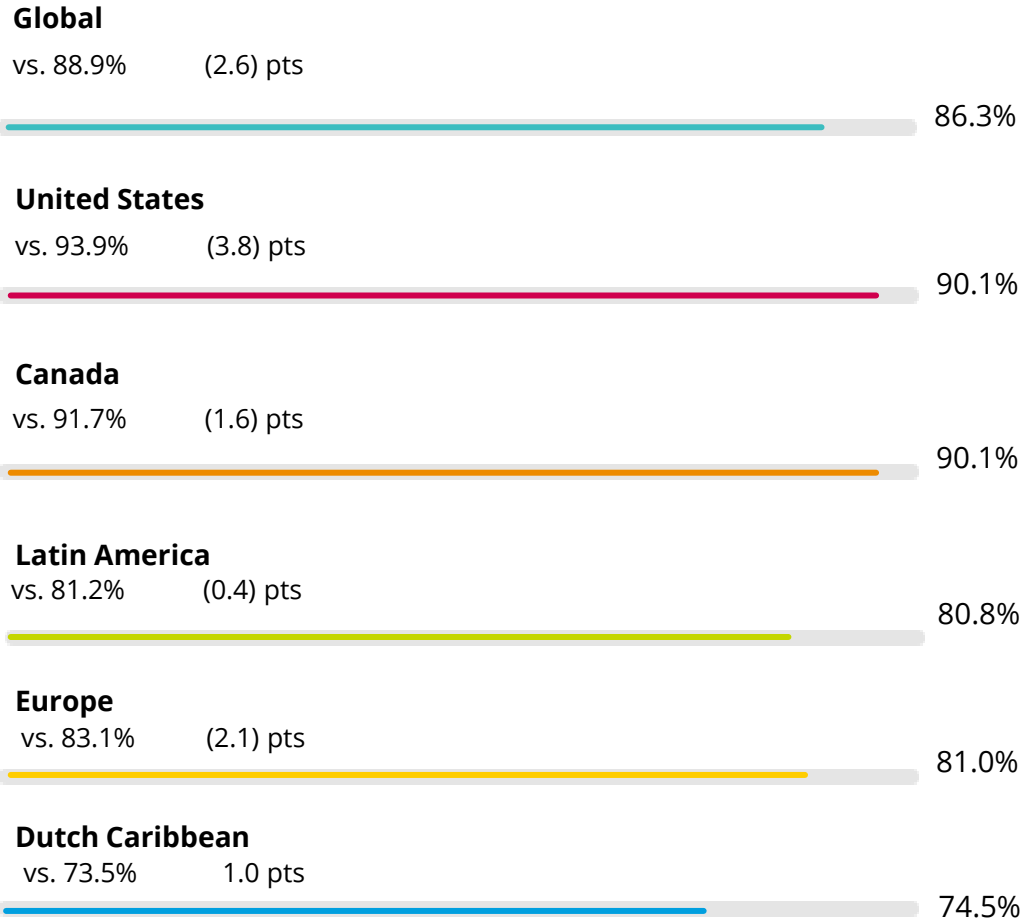
Air Passenger Market Analysis

Passenger Load Factor (PLF)

AUA
AEROPUERTO INTERNACIONAL REINA BEATRIX

PASSENGER LOAD FACTOR (PLF) BY REGION

YTD SEP 2024 vs. 2023



PASSENGER LOAD FACTOR (PLF) BY REGION

SEP 2024 vs. 2023

Global

vs. 88.7% (3.7) pts



United States

vs. 91.6% (4.8) pts




Canada

vs. 91.8% 0.4 pts



Latin America

vs. 90.7% (4.1) pts



Europe

vs. 83.9% 1.3 pts



Dutch Caribbean

vs. 77.3% (5.5) pts



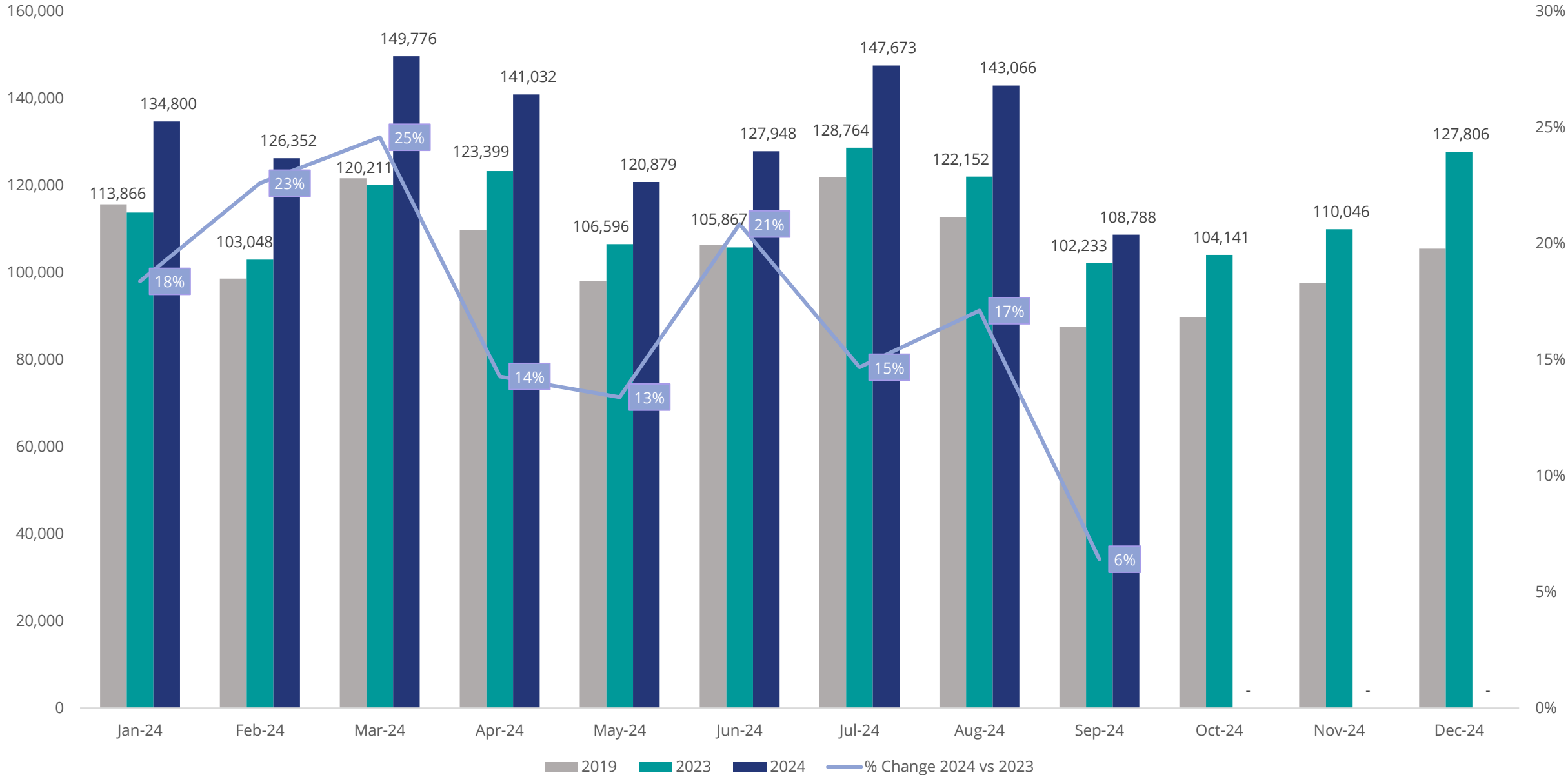
An aerial photograph of the Reina Beatrix International Airport (AUA) terminal building, featuring a long, modern structure with a blue roof. The foreground shows a paved area with palm trees and a sign that reads 'AUA AEROPUERTO INTERNACIONAL REINA BEATRIX'. The entire image is overlaid with a semi-transparent blue filter. Centered over the image is the text 'Passenger Traffic Data' in white and 'Revenue Generating Passengers (RGP)' in teal.

Passenger Traffic Data

Revenue Generating Passengers (RGP)

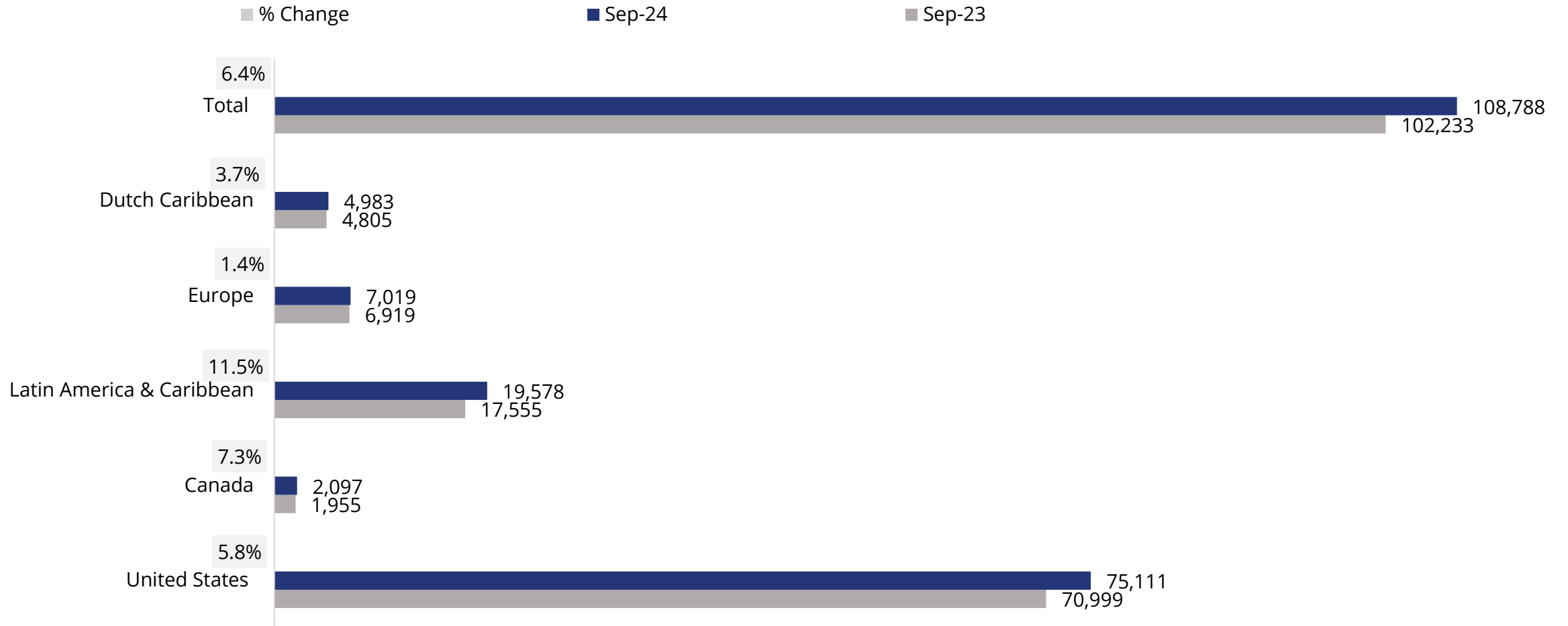
REVENUE GENERATING PASSENGERS (RGPs) BY MONTH

2024 vs. 2023



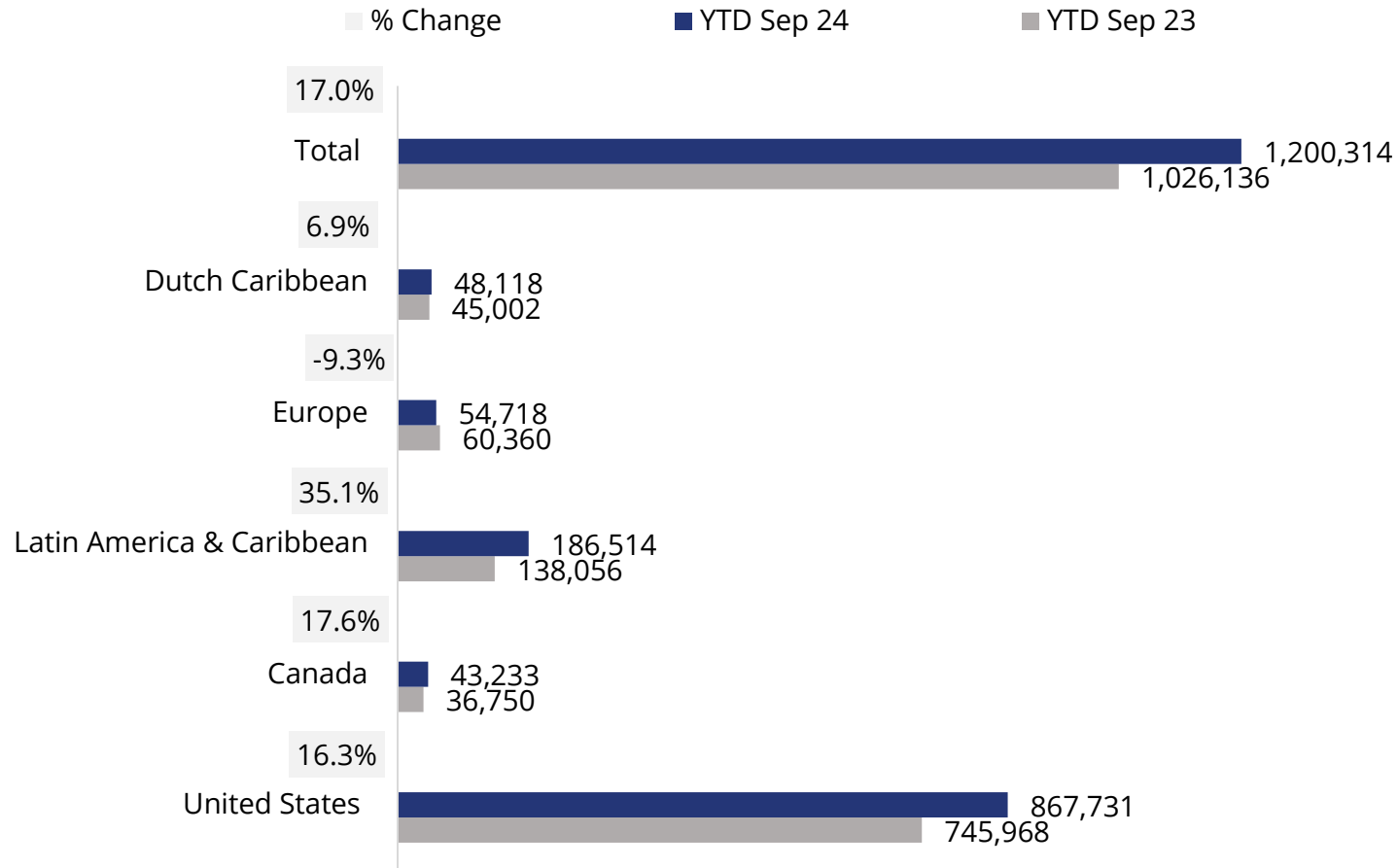
REVENUE GENERATING PASSENGERS (RGPs) BY REGION

SEP 2024 vs. 2023



REVENUE GENERATING PASSENGERS (RGPs) BY REGION

YTD Sep 24 vs. 23



Source: Aruba Airport Authority YTD Sep 2024 vs. 2023



An aerial photograph of an airport terminal building with a blue semi-transparent overlay. The terminal has a long, covered walkway with palm trees in front. In the foreground, there is a road with traffic signs and a sign for 'AUA AEROPUERTO INTERNACIONAL REINA BEATRIX'.

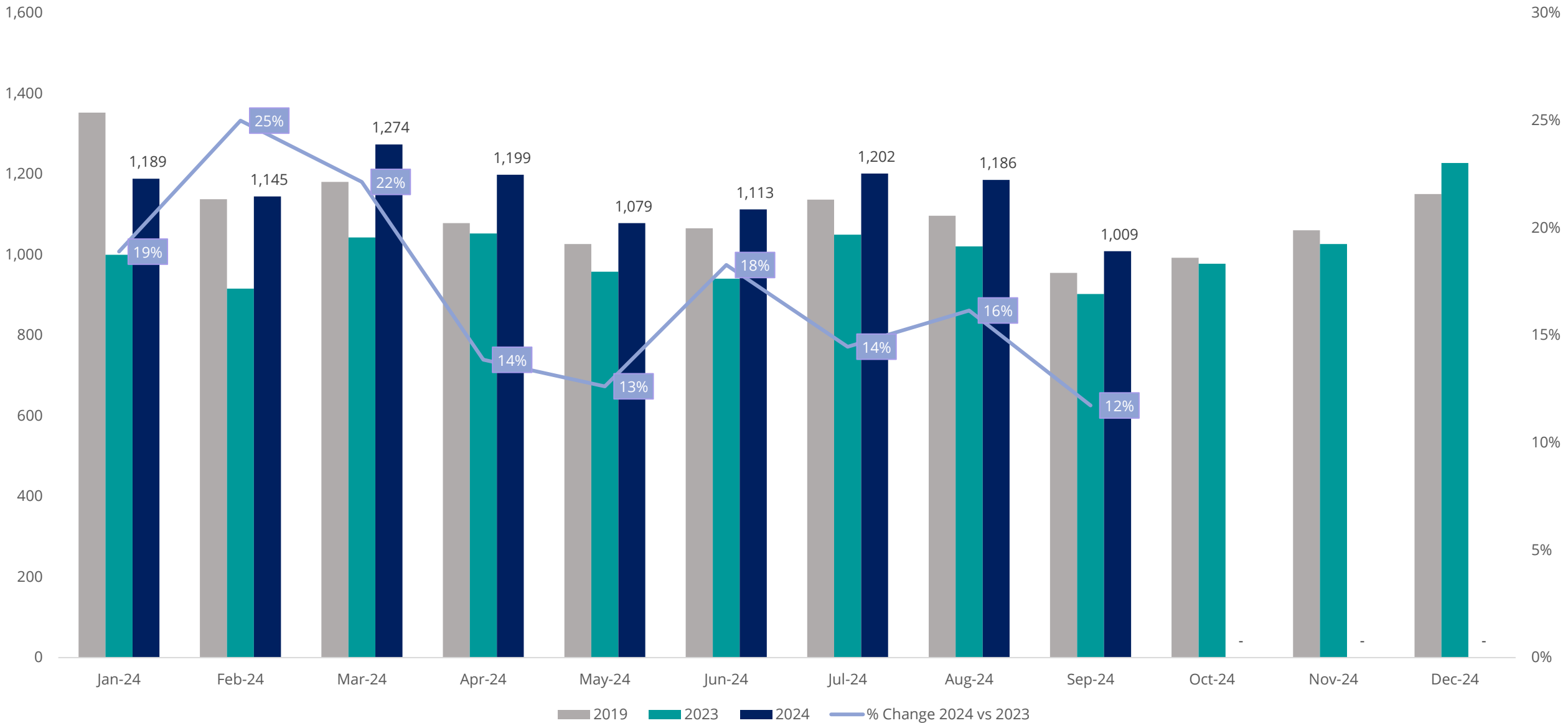
Traffic Data

Aircraft Movement

AUA
AEROPUERTO INTERNACIONAL REINA BEATRIX

AIRCRAFT DEPARTURES BY MONTH

2024 vs. 2023








Airline Market Analysis

Market Share by Airline


AUA
AEROPUERTO INTERNACIONAL REINA BEATRIZ

Market Share by Airline and Gateway

SEP 2024






Airline by Passenger Revenue		Market Share MoM
	JetBlue (B6)	23.9% (1.8) pts.
	American Airlines (AA)	18.2% (1.0) pts.
	United Airlines (UA)	10.3% (3.0)pts
	Delta Air Lines (DL)	9.5% 1.6 pts.
	Avianca (AV)	6.1% (0.5) pts.



Gateway by Seat Capacity	Market Share
New York (JFK, EWR, LGA)	27%
Miami (MIA)	9%
Boston (BOS)	9%
Amsterdam (AMS)	9%
Bogota (BOG)	7%

Market Share by Airline and Gateway

YTD SEP 2024

Airline by Passenger Revenue		Market Share YTD Sep
	JetBlue (B6)	23%
	American Airlines (AA)	19%
	United Airlines (UA)	12%
	Delta Air Lines (DL)	11%
	Avianca (AV)	5%



Gateway by Seat Capacity	Market Share YTD Sep
New York (JFK, EWR, LGA)	23%
Boston (BOS)	9%
Miami (MIA)	8%
Amsterdam (AMS)	7%
Bogota (BOG)	6%

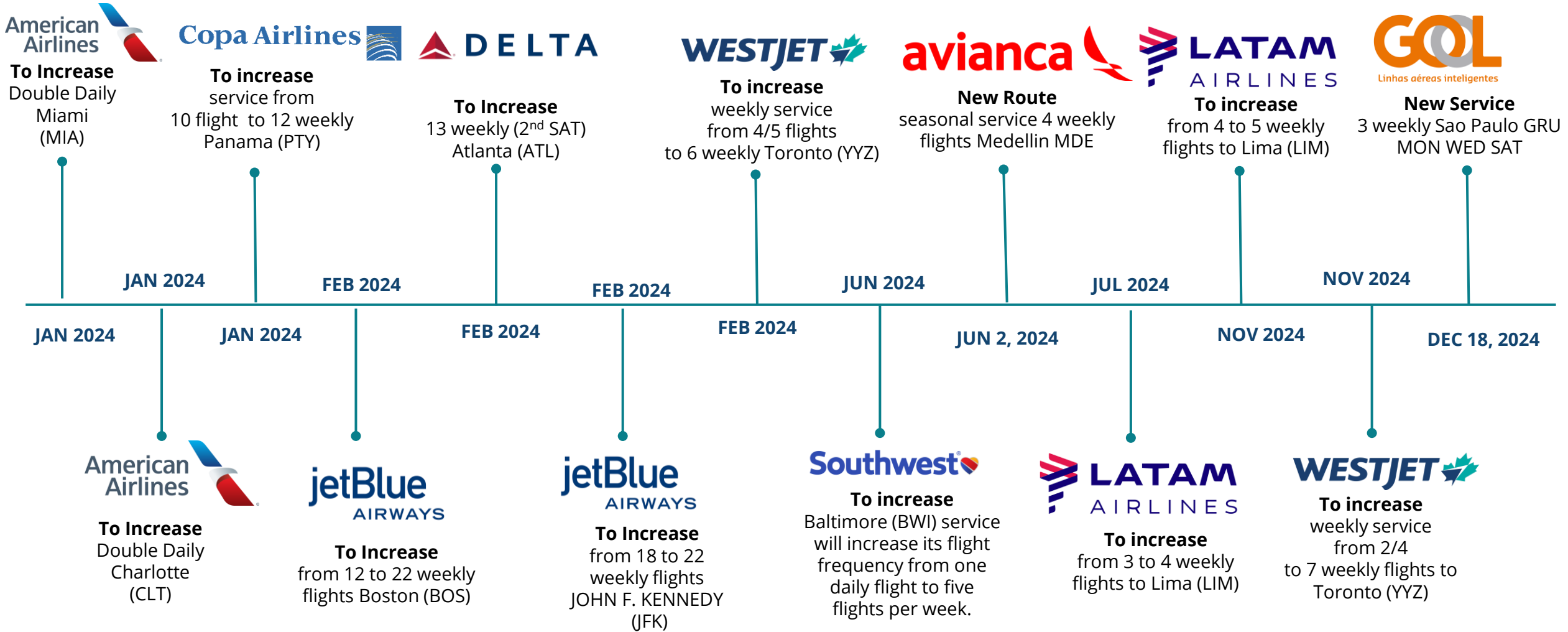
Source: Aruba Airport Authority YTD Sep 2024 vs. 2023

Air Service Development

WINTER 2024 - 2025

NEW ROUTES AND INCREASED FLIGHT FREQUENCIES

Scheduled Service 2024



NORTH AMERICA SCHEDULE

WINTER 2024 - 2025
NOVEMBER - MARCH

AIRLINES	GATEWAYS	LEVEL OF SERVICE	CONNECTIONS
SPIRIT	FLL	4 Weekly Service	HUB (ENTIRE NETWORK)
JETBLUE	EWR BOS JFK	1 Weekly Flight Nov- Jan 16/18 Weekly Flights Feb-Mar 22/23 Weekly Flights Nov/Jan/Mar - 22 Weekly Flights Dec 15 Weekly Flights Feb 26 Weekly Flights	O/D & HUB
DELTA AIR LINES	ATL JFK (A321neo) BOS (seasonal) MSP (seasonal)	Daily Nov- Dec Daily Feb-Mar 8 Weekly Flights Daily Dec - Mar 2 Weekly Flights	HUB
UNITED AIRLINES	EWR IAD IAH ORD	Nov- Dec Double Daily Feb-Mar 16 Weekly Flights Nov- Dec/Mar Daily Jan-Feb 4 Weekly Flights 1 Weekly Flight Mar 2 Weekly Flights Dec - Feb 2 Weekly Flights Mar Daily	HUB
SOUTHWEST	BWI	Feb 4 weekly flights	O/D
AMERICAN AIRLINES	MIA, CLT PHL (seasonal) ORD (seasonal) LGA (seasonal) DFW (seasonal)	Double Daily 11/12 Weekly Flights Feb-Mar Double Daily 8 Weekly Flights 1 Weekly Flight 1 Weekly Flight Feb - Mar SAT 1 Weekly Flight	O/D & HUB
AIR CANADA	YYZ	5 Weekly Flights	O/D
WESTJET	YYZ	Daily	O/D

EUROPE SCHEDULE

WINTER 2024 - 2025
NOVEMBER - MARCH

Airline	Gateway	Level of Service	Connection
KLM	AMS	Daily	O/D & HUB
TUI	AMS	2 Weekly Flights	O/D
British Airways	ANU LGW	1 Weekly Flight	O/D & HUB

LATIN AMERICA SCHEDULE

WINTER 2024 - 2025
NOVEMBER - MARCH

Airline	Gateways	Level of Service	Connections
Avianca	BOG MDE (seasonal)	11 Weekly Flights Dec- Jan 3 Weekly Flights	O/D & HUB O/D & HUB
Wingo	BOG MDE CLO	2 Weekly Flights 3 Weekly Flights in Apr Dec: 2 Weekly Flights	O/D
LATAM	LIM	5 Weekly Flights	O/D
Surinam Airways	PBM	3 Weekly Flights	O/D
Copa Airlines	PTY	11 Weekly Flights	O/D & HUB

WEEKLY FLIGHT SCHEDULE

Period: SEPTEMBER 2024 – FEBRUARY 2025

LINK: <https://www.airportaruba.com/flight-schedules>

Last Update: OCTOBER 18, 2024

***Flight Schedules are subject to change**

WEEKLY FLIGHT SCHEDULE | SEPTEMBER 2024 - FEBRUARY 2025

United States

Airline	Destination	SEP	OCT	NOV	DEC	JAN '25	FEB '25
American Airlines	Miami	14 Double Daily	14 Double Daily	14 Double Daily	14 Double Daily	14 Double Daily	14 Double Daily
	Charlotte	11 2-MON TUE WED 2-THU 2-FRI SAT 2-SUN	14 Double Daily	12 2-MON TUE WED 2-THU 2-FRI 2-SAT 2-SUN	11 2-MON TUE WED 2-THU 2-FRI SAT 2-SUN	11 2-MON TUE WED 2-THU 2-FRI SAT 2-SUN	14 Double Daily
	Philadelphia	1 SAT	1 SAT	8 Daily and 2 nd Sat	8 Daily and 2 nd Sat	7 Daily	8 Daily and 2 nd Sat
	Chicago Seasonal Service <i>Resume Service in November</i>	x	x	1 SAT	1 SAT	1 SAT	1 SAT
	La Guardia –New York Seasonal Service <i>Resume Service on December 21</i>	x	x	x	1 SAT	1 SAT	1 SAT
	Dallas Seasonal Service	x	x	x	1 SAT	1 SAT	1 SAT

WEEKLY FLIGHT SCHEDULE | SEPTEMBER 2024 - FEBRUARY 2025

United States

Airline	Destination	SEP	OCT	NOV	DEC	JAN '25	FEB '25
United Airlines	Newark	14 Double Daily	14 Double Daily	14 Double Daily	14 Double Daily	16 (+2) 2-MON 2-TUE 2-WED 2-THU 2-FRI 3-SAT 3-SUN	16 (+2) 2-MON 2-TUE 2-WED 2-THU 2-FRI 3-SAT 3-SUN
	Houston	1 SAT	2 SAT SUN	1 SAT	1 SAT	1 SAT	1 SAT
	Washington	1 SAT	2 SAT SUN	7 Daily	7 Daily	4 TUE THU SAT SUN	4 TUE THU SAT SUN
	Chicago Seasonal Service	x	x	1 SAT	2 SAT SUN	2 SAT SUN	2 SAT SUN

WEEKLY FLIGHT SCHEDULE | SEPTEMBER 2024 - FEBRUARY 2025



United States

Airline	Destination	SEP	OCT	NOV	DEC	JAN '25	FEB '25
JetBlue	Boston	16 2-MON 2-TUE 2-WED 2-THU 2-FRI 4-SAT 2-SUN	16 2-MON 2-TUE 2- WED 2-THU 2-FRI 4-SAT 2-SUN	18 2-MON 2-TUE 2-WED 2-THU 3-FRI 4-SAT 3-SUN	18 2-MON 2-TUE 2-WED 2-THU 3-FRI 4-SAT 3-SUN	16 2-MON 2-TUE 2-WED 2-THU 2-FRI 4-SAT 2-SUN	23 (+7) 3-MON 2-TUE 3-WED 3-THU 4-FRI 4-SAT 4-SUN
	New York – JFK	18 2-MON 2-TUE 2-WED 2-THU 3-FRI 4-SAT 3-SUN	18 2-MON 2-TUE 2-WED 2-THU 3-FRI 4-SAT 3- SUN	22 3-MON 3-TUE 3-WED 3-THU 3-FRI 4-SAT 3-SUN	15 2-MON 2-TUE 2-WED 2-THU 2-FRI 3-SAT 2-SUN	22 3-MON 3-TUE 3-WED 3-THU 3-FRI 4-SAT 3-SUN	22 3-MON 3-TUE 3-WED 3-THU 3-FRI 4-SAT 3-SUN
	Newark	7 Daily	7 Daily	1 SAT	1 SAT	1 SAT	1 SAT
Delta Air Lines	Atlanta	7 Daily	7 Daily	7 Daily	7 Daily	13 2-MON TUE 2- WED 2-THU 2- FRI 2-SAT 2-SUN	14 Double
	New York – JFK	7 Daily	7 Daily	7 Daily	7 Daily	8 Daily and 2 nd Sat	8 Daily and 2 nd Sat
	Boston <i>Restart service on Dec 19</i> Seasonal Service	x	x	x	7 Daily	7 Daily	7 Daily
	Minneapolis <i>New service starting Dec 19</i> Seasonal Service				2 FRI SUN	2 FRI SUN	2 FRI SUN

WEEKLY FLIGHT SCHEDULE | SEPTEMBER 2024 - FEBRUARY 2025

United States

Airline	Destination	SEP	OCT	NOV	DEC	JAN '25	FEB '25
Southwest	Baltimore	2 SAT SUN	2 SAT SUN	1 SAT	1 SAT	1 SAT	4 MON FRI SAT SUN
	Orlando	7 Daily	7 Daily	7 Daily	7 Daily	7 Daily	7 Daily
Spirit	Fort Lauderdale	4 TUE THU SAT SUN	4 TUE THU SAT SUN	4 TUE THU SAT SUN	4 TUE THU SAT SUN	4 TUE THU SAT SUN	4 TUE THU SAT SUN
Sun Country	Minneapolis <i>Restart service in Dec Seasonal Service</i>	x	x	x	1 SAT	1 SAT	3 WED SAT SUN
Surinam Airways	Miami (via CUR)	3 MON WED FRI	3 MON WED FRI	3 MON WED FRI	3 MON WED FRI	3 MON WED FRI	3 MON WED FRI

WEEKLY FLIGHT SCHEDULE | SEPTEMBER 2024 - FEBRUARY 2025

Canada

Airline	Destination	SEP	OCT	NOV	DEC	JAN '25	FEB '25
Air Canada	Toronto <i>Restart service on Oct 29</i> No service during summer season	x	1 SAT	4 MON FRI SAT SUN	5 MON TUE FRI SAT SUN	5 MON TUE FRI SAT SUN	5 MON TUE FRI SAT SUN
Westjet	Toronto	2 TUE SAT	4 TUE THU FRI SAT	7 Daily	7 Daily	7 Daily	7 Daily
Sunwing	Toronto <i>Change in Days of the Week in November</i>	1 MON	1 MON	1 SAT	1 SAT	2 (+1) SAT SUN	2 SAT SUN

WEEKLY FLIGHT SCHEDULE | SEPTEMBER 2024 - FEBRUARY 2025

Europe

Airline	Destination	AUG	SEP	OCT	NOV	DEC	JAN '25
KLM	Amsterdam (via BON)	7 Daily	6 MON TUE WED THU FRI SAT	7 Daily	7 Daily	7 Daily	7 Daily
TUI NL	Amsterdam (via CUR) <i>Change in Days of the Week in November</i>	3 MON THU SUN	3 MON THU SUN	3 MON THU SUN	2 MON FRI	2 MON FRI	2 MON FRI
British Airways	London Gatwick (via ANU)	1 SUN	1 SUN	1 SUN	1 SUN	1 SUN	1 SUN

WEEKLY FLIGHT SCHEDULE | SEPTEMBER 2024 - FEBRUARY 2025

Latin America

Airline	Destination	SEP	OCT	NOV	DEC	JAN '25	FEB '25
Avianca	Bogota	11 MON 2-TUE WED 2-THU FRI 2- SAT 2-SUN	11 MON 2-TUE WED 2-THU FRI 2- SAT 2-SUN	11 MON 2-TUE WED 2-THU FRI 2- SAT 2-SUN	9 (-2) MON TUE WED THU FRI 2- SAT 2-SUN	11 MON 2-TUE WED 2-THU FRI 2- SAT 2-SUN	11 MON 2-TUE WED 2-THU FRI 2- SAT 2-SUN
	Medellin <i>Seasonal Service</i>	x	x	x	3 TUE THU SAT	3 TUE THU SAT	3 TUE THU SAT
Copa	Panama	10 2-MON TUE WED 2-THU 2- FRI SAT SUN	9 2-MON TUE WED 2-THU FRI SAT SUN	10 2-MON TUE WED 2-THU 2- FRI SAT SUN	10 2-MON TUE WED 2-THU 2- FRI SAT SUN	11 2-MON TUE WED 2-THU 2- FRI SAT 2-SUN	11 2-MON TUE WED 2-THU 2- FRI SAT 2-SUN
Surinam Airways	Paramaribo (via CUR)	3 MON WED FRI	3 MON WED FRI	3 MON WED FRI	3 MON WED FRI	3 MON WED FRI	3 MON WED FRI

WEEKLY FLIGHT SCHEDULE | SEPTEMBER 2024 - FEBRUARY 2025

Latin America

Airline	Destination	SEP	OCT	NOV	DEC	JAN '25	FEB '25
Wingo	Bogota	2 THU SUN	2 THU SUN	2 THU SUN	2 THU SUN	2 THU SUN	2 THU SUN
	Medellin <i>Change in Days of the Week in November</i>	3 MON WED SAT	3 MON WED SAT	3 TUE THU SAT	3 TUE THU SAT	3 TUE THU SAT	3 TUE THU SAT
	Cali <i>Seasonal Service</i>	x	x	x	2 WED SAT	2 WED SAT	2 WED SAT
LATAM	Lima <i>Increase weekly frequencies in November</i>	4 MON THU SAT SUN	4 MON THU SAT SUN	5 (+1) MON TUE THU SAT SUN	5 MON TUE THU SAT SUN	5 MON TUE THU SAT SUN	5 MON TUE THU SAT SUN
GOL	Guarulhos, BR <i>New Airline and route starting Dec 18</i>	x	x	x	3 MON WED SAT	3 MON WED SAT	3 MON WED SAT

WEEKLY FLIGHT SCHEDULE | SEPTEMBER 2024 - FEBRUARY 2025



Caribbean

Airline	Destination	SEP	OCT	NOV	DEC	JAN '25	FEB '25
Sky High	St. Domingo (SDQ) <i>(via CUR on SUN)</i>	3 MON FRI SUN	3 WED FRI SUN	2 WED SUN	2 WED SUN	2 WED SUN	2 WED SUN
Air Century	St. Domingo (JBQ) <i>Increase weekly service in October</i>	2 MON FRI	2 MON FRI	2 MON FRI	2 MON FRI	2 MON FRI	2 MON FRI
Arajet	St. Domingo (SDQ) <i>(via CUR)</i>	2 WED SAT	2 WED SAT	2 WED SAT	2 WED SAT	2 WED SAT	2 WED SAT

WEEKLY FLIGHT SCHEDULE | SEPTEMBER 2024 - FEBRUARY 2025



Dutch Caribbean

Airline	Destination	SEP	OCT	NOV	DEC	JAN '25	FEB '25
Divi Divi Air	Curacao	45 8-MON 4-TUE 4-WED 8-THU 8-FRI 7-SAT 6-SUN	45 8-MON 4-TUE 4-WED 8-THU 8-FRI 7-SAT 6-SUN	45 8-MON 4-TUE 4-WED 8-THU 8-FRI 7-SAT 6-SUN	45 8-MON 4-TUE 4-WED 8-THU 8-FRI 7-SAT 6-SUN	45 8-MON 4-TUE 4-WED 8-THU 8-FRI 7-SAT 6-SUN	45 8-MON 4-TUE 4-WED 8-THU 8-FRI 7-SAT 6-SUN
EZ Air	Curacao	17 3-MON 3-TUE 4-WED 3-THU 3-FRI SUN	17 3-MON 3-TUE 4-WED 3-THU 3-FRI SUN	17 3-MON 3-TUE 4-WED 3-THU 3-FRI SUN	17 3-MON 3-TUE 4-WED 3-THU 3-FRI SUN	17 3-MON 3-TUE 4-WED 3-THU 3-FRI SUN	17 3-MON 3-TUE 4-WED 3-THU 3-FRI SUN
EZ Air	Bonaire	3 TUE WED THU	3 TUE WED THU	3 TUE WED THU	3 TUE WED THU	3 TUE WED THU	3 TUE WED THU
Winair	Sint Maarten (via CUR) <i>Increase weekly service in November</i>	4 MON WED FRI SAT	4 MON WED FRI SAT	7 (+3) Daily	7 Daily	7 Daily	7 Daily



LET'S STAY CONNECTED

For any questions related to the report and/or additional information requests please contact

Jo-Anne Meaux Arends
Aviation Business Development Executive
j.arends@airportaruba.com

